


City of Sumas

2023 Adopted Annual Budget



Fiscal Year 2023

City of Sumas, Washington

Prepared by: Jennifer Bell, Finance Director




Table of Contents

2023 Adopted Annual Budget

Directory of Officials.....page 1

2023 Mayoral Appointments.....page 2

City of Sumas Organizational Chart.....page 3

2023 Budget Highlights.....page 4

Ordinance 1795.....page 8

Fund Balance History Graphs.....page 10

2023 Estimated Fund Balances.....page 12

Revenue Budget 2023.....page 13

Expenditure Budget 2023.....page 16

Cash and Investment Balance History.....page 22

Revenue 6-year history.....page 23

Expenditure 6-year history.....page 28

City of Sumas
2023 Directory of Officials

Elected Officials:

Mayor:	Bruce Bosch	Term Expires 12/31/2025
Council Position 1:	Todd Daniels	Term Expires 12/31/2025
Council Position 2:	Rich Postma	Term Expires 12/31/2025
Council Position 3:	Bob Bromley	Term Expires 11/28/2023
Council Position 4:	Joshua Clawson	Term Expires 12/31/2025
Council Position 5:	Jesse Clawson	Term Expires 12/31/2023

Administration:

City Clerk:	Michelle Quinn
Finance Director:	Jennifer Bell
Police Chief:	Daniel DeBruin
Public Works Director:	Sunny Aulakh

Contracted Employees:

City Attorney:	Jim Wright
City Planner:	Rollin Harper
Municipal Court Judge:	Michael Bobbink

Contact Info:	Sumas City Hall 433 Cherry Street/PO Box 9 Sumas, WA 98295	Phone: 360-988-5711 Fax: 360-988-8855 www.cityofsumas.com
---------------	--	--

City of Sumas

2023 Mayoral Appointments

Mayor Pro-Tem

Rich Postma

Planning Commission

Rich Postma

Council Committees

1. Public Works (Utilities/Permits/Appeals)

Todd Daniels

Bob Bromley

2. Parks/Public Properties

Josh Clawson

Bob Bromley

3. Finance

Rich Postma

Todd Daniels

4. Economic Development/Commerce/Tourism

Jesse Clawson

Rich Postma

5. Flood/River

Josh Clawson

Jesse Clawson

2023

City of Sumas

Mayor
Bruce Bosch

City Council
Todd Daniels
Rich Postma
Bob Bromley
Josh Clawson
Jesse Clawson

Chief of Police
Daniel DeBruin

City Clerk
Michelle Quinn

Finance Director
Jennifer Bell

Public Works Director
Sunny Aulakh

Police Officers
Chris Fuhrman
Matt Munden
Kurt DeVries
Lucas Huyber
Cory Sinclair

Court/Utility Clerk
Arielle Bons
Part-Time
Yaneth Chabert

Finance Clerk
Mollie Bost

Lineman
Nathan Larson
Apprentice Lineman
Tully McConnell
Maintenance Crew
Jason Clawson
Aaron Loreen
Grant Korthuis
Part-Time
Lawrence Silvis
Donald Harvey
Summer Help

Contracted Employees

LDRM
Patricia Mullett


Clerical Asst.
Cecilia Mount

City Attorney/
Prosecuting Attorney
James Wright

Municipal Court Judge
Michael Bobbink

Public Defender
North County Public Defense
Jason Smith

City Planner
Rollin Harper



2023 – Budget Highlights

Summary of City Services

The City of Sumas was incorporated in 1891 and operates under the laws of the state of Washington applicable to a non-charter code city operating under the mayor-council plan of government. The City is a general-purpose local government and provides public safety, street improvements, parks and recreation, building inspection, municipal court, cemetery, and general administrative services. In addition, the City owns and operates public utilities for water, sewer, storm-sewer, and electric.

Fund Accounting

Financial transactions of the government are reported in individual funds. Each fund uses a separate set of self-balancing accounts that comprises its cash and investments, revenues and expenditures. The government's resources are allocated to and accounted for in individual funds depending on their intended purpose. The following fund types are used:

GOVERNMENTAL FUND TYPES:

General Fund (001)

This fund is the primary operating fund of the government. It accounts for all financial resources except those required or elected to be accounted for in another fund.

Special Revenue Funds (101-107)

These funds account for specific revenue sources that are restricted or committed to expenditures for specified purposes of the government.

Capital Projects Funds (301-302)

These funds account for financial resources which are restricted, committed, or assigned for the acquisition or construction of capital facilities or other capital assets.

PROPRIETARY FUND TYPES:

Enterprise Funds (401-412)

These funds account for operations that provide goods or services to the general public and are supported primarily through user charges. These funds account for City owned utilities of water, sewer, storm sewer and electric.

FIDUCIARY FUND TYPES:

Custodial Funds (631-634)

These funds are used to account for assets that the government holds on behalf of others in a custodial capacity. *The City is not required to budget for fiduciary funds.*

Basis of Accounting

Financial statements are prepared using the cash basis of accounting. Revenues are recognized when cash is received, and expenditures are recognized when paid. In accordance with state law the City also recognizes expenditures paid during twenty days after the close of the fiscal year for claims incurred during the previous period.

Capital Assets

Capital assets are assets with an initial individual cost of more than \$5,000 and an estimated useful life in excess of 5 years. Capital assets and inventory are recorded as capital expenditures when purchased.

Budget

The City budgets at the fund level. The budget constitutes the legal authority for expenditures at that level. Budgeted amounts are authorized to be transferred between departments within any fund; however, any revisions that alter the total expenditures of a fund, or that affect the number of authorized employee positions, salary ranges, hours, or other conditions of employment must be approved by the City's legislative body.

Annual appropriations for these funds lapse at the fiscal year end.

The legally adopted budget for 2023 is as follows:

FUND	2023 Estimated Beginning Balance	2023 Budgeted Revenues	2023 Budgeted Expenditures	2023 Estimated Ending Balance
001 Current Expense	\$691,654	\$3,882,842	\$4,038,875	\$535,621
101 Street	\$196,736	\$1,198,714	\$1,311,800	\$83,650
103 Cemetery	\$19,561	\$35,960	\$41,070	\$14,451
104 Economic Development	\$251,865	\$18,520	\$200	\$270,185
105 Civic Improvement	\$24,799	\$4,420	\$10,020	\$19,199
107 Criminal Justice Lo-Pop	\$17,471	\$3,225	\$5,020	\$15,676
301 REET I	\$377,880	\$61,200	\$300	\$438,780
302 REET II	\$338,383	\$61,200	\$300	\$399,283
401 Water-Sewer	\$333,274	\$1,551,533	\$1,777,280	\$107,527
403 Water-Sewer Hookups	\$892,839	\$62,750	\$100,700	\$854,889
410 Storm Sewer	\$93,070	\$68,610	\$34,750	\$126,930
411 Light	\$986,674	\$2,770,715	\$2,759,545	\$997,844
412 Light Deposits	\$28,750	\$15,000	\$12,000	\$31,750
Totals	\$4,252,956	\$9,734,689	\$10,091,860	\$3,895,785
Total Budget Revenues & Expenditures	\$13,987,645		\$13,987,645	

Employees, Salaries & Benefits

The City employs 16 Full-Time employees and 9 Part-Time or Seasonal employees. In order to retain qualified, professional, and dedicated employees, the City offers competitive salary and benefit packages and evaluates for necessary Cost of Living Adjustments (COLA) needed on an annual basis.

The COLA increase for 2023 is 8.7%.

Overtime

Overtime hours are worked only upon approval by a Department Head and only for work that is necessary or in response to an emergency situation. Police Officers may work overtime shifts under the Operation Stonegarden cooperative agreement. Stonegarden overtime is reimbursable to the City under sub-contract with Whatcom County Sheriff's Office.

Retirement

Substantially all full-time and qualifying part-time employees participate in the following statewide retirement systems administered by the Washington State Department of Retirement Systems (DRS).

Public Employees' Retirement System (PERS), or
Law Enforcement Officers' and Fire Fighters' Retirement System (LEOFF).

The State Legislature establishes, and amends, laws pertaining to the creation and administration of all public retirement systems.

Medical/Dental/Vision

The City of Sumas is a member of the Association of Washington Cities Employee Benefit Trust Health Care Program (AWC Trust HCP). The City pays 100% of the premium charges for Medical, Dental, and Vision for employees and their qualifying spouse and dependents. The City also contributes \$50/month per employee towards an optional Aflac Insurance Plan of the employee's choice.

Medical insurance rate increases for 2023 are between 4.5%-7%. Dental and Vision rates will not increase in 2023.

Property and Liability Insurance

The City of Sumas is a member of the Washington Cities Insurance Authority (WCIA) which provides liability, property, and auto insurance coverage. Insurance rate increases for 2023 are between 9%-40%.

Budget Highlights of Specific Funds for 2023

Flooding in November 2021 has significantly impacted the City, affecting our budget considerations. We are actively in the process of recovery, reconstruction, and planning for future mitigation.

001 General Fund

- **Revenues**
 - Property Taxes (split between General Fund, Streets, Cemetery)
 - Utility Taxes & Franchise Fees – new franchise with Comcast-building infrastructure in 2022
 - Grants – Stonegarden-maybe ending, small amount available in 2022, Dept of Commerce, FEMA, MIL, TIB, WCIA
 - Charges for Services
 - Facility rentals, Passports, CPLs, Fingerprinting
- **Parks** (budget considerations)
 - Consider increasing User Fees or imposing Admission Tax
 - Summer Help – 2 positions in 2022, budgeting for 1 position in 2023
 - **Howard Bowen Event Center Project** – Phase 2 in progress additional 500 seats (DOC grant funds)
- **Expenses**
 - No New Police vehicle in 2023
 - Focus on Flood Recovery projects

101 Streets

- **Revenues**
 - Property Taxes (split between General Fund, Streets, Cemetery)
 - Local Fuel Tax (starting to recover from COVID-19 Border Closure)
- **Expenses**
 - 2023 Street Improvements:
 - **Kneuman Rd & Sumas Ave Overlay** – Storm Damage 2017 & Additional Flood Damage in 2021 (FEMA funding)

- **Sidewalk repairs** – repairing various damaged sections around town, Post Office
- **Hovel Rd Culvert** – Superbowl Flood 2020 – Further damaged in Nov 2021 Flood
- **Focus on remaining Flood Damage Repairs (FEMA)**

103 Cemetery

- Property Taxes (split between General Fund, Streets, Cemetery)
- routine maintenance anticipated in 2023

104 Econ Dev. Fund

- **Economic Development Loan Funds available**

Funds are used to promote business retention in Industrial and Commercial districts

401, 410, 411 – Utilities

- **Storm Sewer (410)**
 - Rate was increased in 2021 – Proposing 5% increase for 2023
 - Storm line imaging in 2022 – waiting for results to plan repairs (FEMA)
- **Water (401)**
 - Last rate increase was in 2011 – Proposing 5% increase for 2023, 10% increase for Water Associations
 - Water Comp Plan Update needed in 2023
- **Sewer (401)**
 - Last rate increase was in 2020 – Proposing 5% increase for 2023
 - 2023 – complete panel upgrades at 2 more lift stations
 - Repair flood damages in 16 locations (FEMA)
- **Light (411)**
 - Last rate increase was in 2017 – Proposing 10% increase for 2023
 - Purchased power-new rate beginning Oct 2021-impact to us approx. 12.5% increase
 - Bob Mitchell upgrades estimate cost \$1.2M
 - Need to replace bucket trucks in near future
- **All Utilities** experience aging infrastructure, our goal is to budget for anticipated maintenance/repairs and factor those capital costs into our rate structures while trying to keep rates low for our customers

Questions

If you have questions about the City's budget, budget process, or budget document, please reach out to Jennifer Bell, Finance Director, at jbelle@cityofsumas.com or 360-988-5711.

ORDINANCE NO. 1795

AN ORDINANCE OF THE CITY COUNCIL OF THE CITY OF SUMAS, WASHINGTON, ADOPTING THE BUDGET FOR THE FISCAL YEAR ENDING DECEMBER 31, 2023

WHEREAS, the City of Sumas, Washington completed and placed on file with the City Clerk a proposed budget and estimate of the amount of moneys required to meet the public expenses of government of the City for the fiscal year ending December 31, 2023; and

WHEREAS, a notice was published that the City Council would meet on November 14, 2022 and November 28, 2022 at 7 pm, in the council chambers of City Hall for the purpose of making and adopting a budget for said fiscal year and giving taxpayers within the limits of the City an opportunity to be heard in a public hearing upon said budget; and

WHEREAS, the City Council did hold public hearings at that time and place and did then consider the matter of the proposed budget for the fiscal year 2023; and

WHEREAS, the proposed budget does not exceed the lawful limit of taxation allowed by law to be levied on the property within the City for the purposes set forth in the budget, and the estimated expenditures set forth in the budget being all necessary to carry on the government of the City for the fiscal year 2023 and being sufficient to meet the various needs of the City during that period;

NOW, THEREFORE, the City Council of the City of Sumas do ordain as follows:

SECTION 1. The budget for the City of Sumas, Washington for the year 2023 is hereby adopted at the fund level in its final form and content as set forth in the comprehensive budget document “2023 Adopted Annual Budget”, copies of which are on file in the office of the City Clerk.


SECTION 2. Estimated resources, including fund balances for each separate fund of the City of Sumas, for the year 2023 are set forth in summary form below, and are hereby appropriated for expenditure at the fund level during the year 2023.

Fund	Estimated Revenues 2023 (Including Beginning Fund Balance)	Estimated Expenditures 2023	Estimated Ending Fund Balance 2023
001 Current Expense Fund	\$4,574,496	\$4,038,875	\$535,621
101 Street Fund	\$1,395,450	\$1,311,800	\$83,650
103 Cemetery Fund	\$55,521	\$41,070	\$14,451
104 Economic Development Fund	\$270,385	\$200	\$270,185
105 Civic Improvement Fund	\$29,219	\$10,020	\$19,199
107 Criminal Justice – Lo Pop. Fund	\$20,696	\$5,020	\$15,676
301 REET 1 Fund	\$439,080	\$300	\$438,780
302 REET 2 Fund	\$399,583	\$300	\$399,283
401 Water-Sewer Fund	\$1,884,807	\$1,777,280	\$107,527
403 Water-Sewer Hookups Fund	\$955,589	\$100,700	\$854,889
410 Storm Sewer Fund	\$161,680	\$34,750	\$126,930
411 Light Fund	\$3,757,389	\$2,759,545	\$997,844
412 Light Deposits	\$43,750	\$12,000	\$31,750
Total All Funds	\$13,987,645	\$10,091,860	\$3,895,785
Total Expenditures w/ Ending Fund Balance		\$13,987,645	


SECTION 3. The City Clerk is directed to transmit a certified copy of the budget hereby adopted to the State Auditor’s Office and to the Association of Washington Cities.

SECTION 4. Effective Date. This ordinance shall be in full force and take effect five days after its publication.

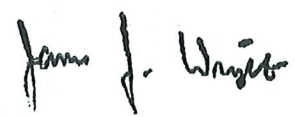
PASSED BY THE CITY COUNCIL OF THE CITY OF SUMAS, WASHINGTON, AND APPROVED BY THE MAYOR OF THE CITY OF SUMAS THIS 28th DAY OF NOVEMBER 2022.



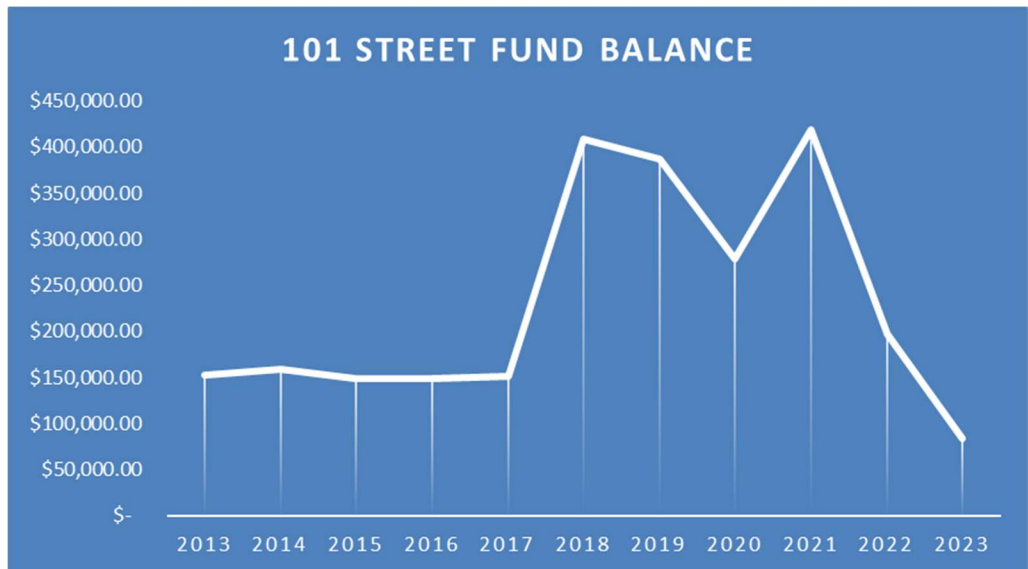
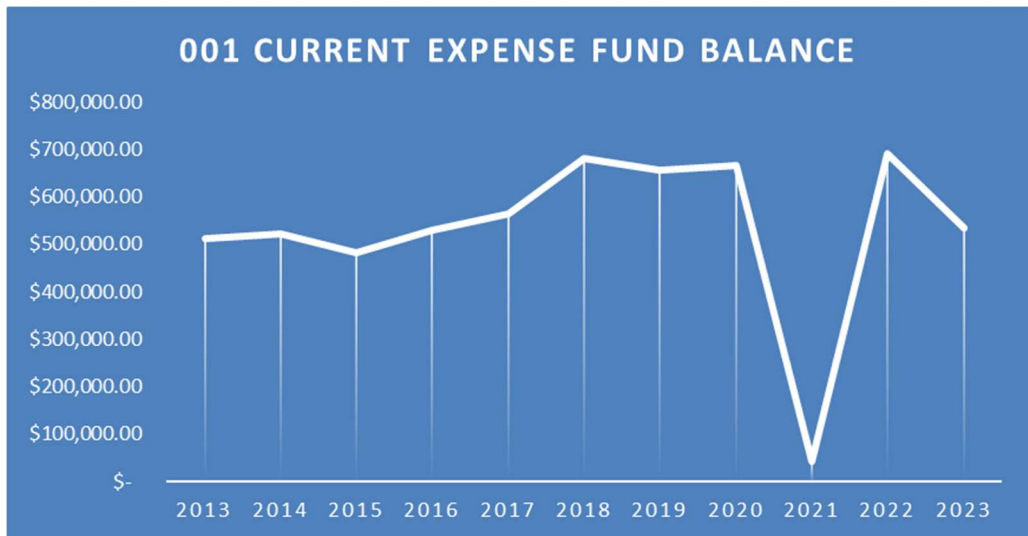
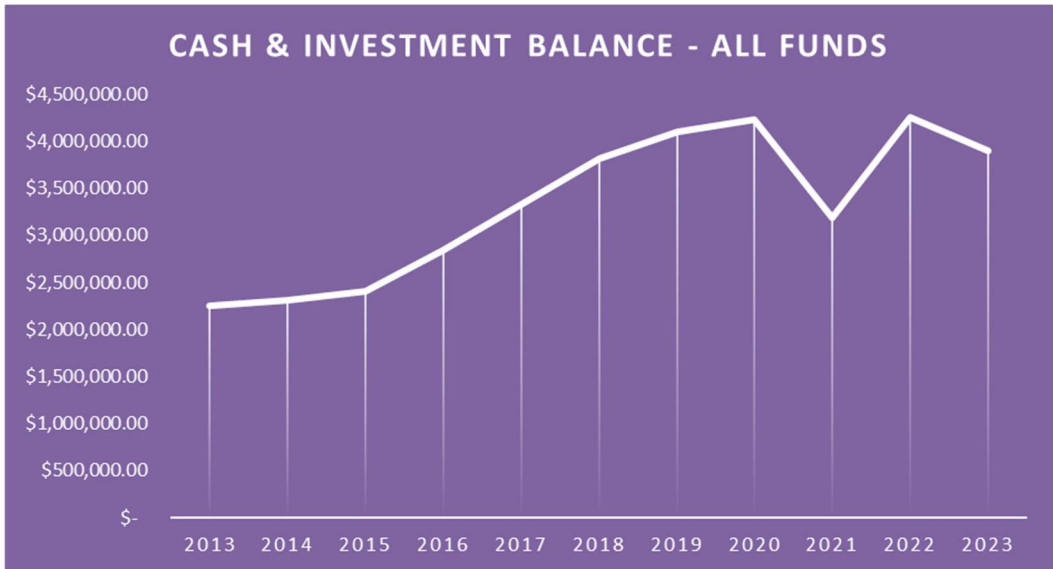
 Bruce Bosch, Mayor

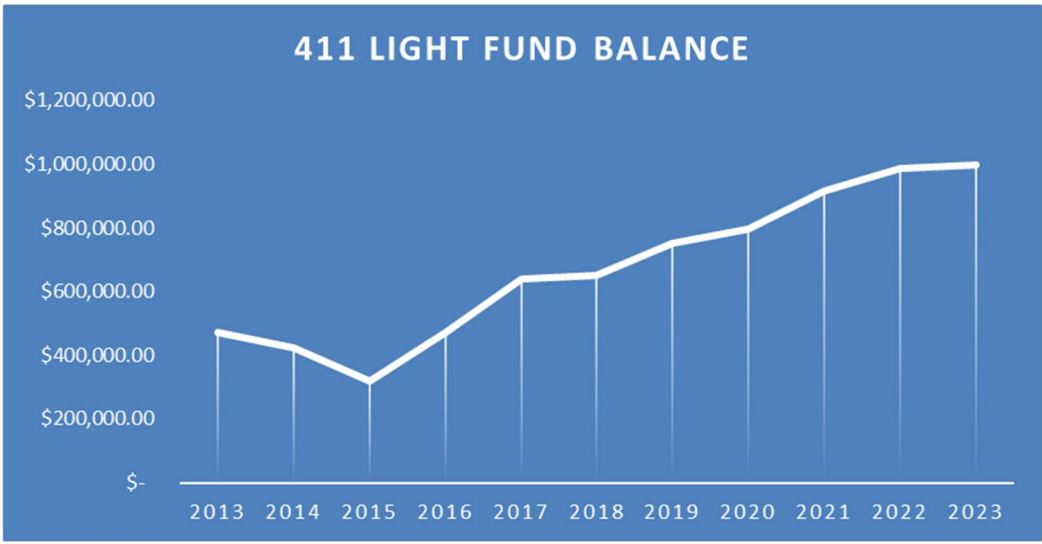
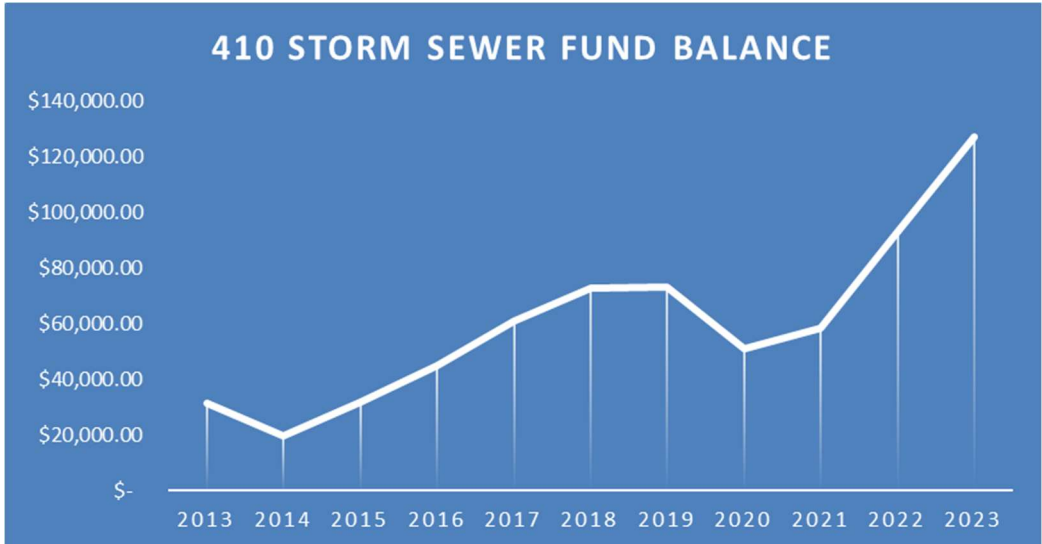
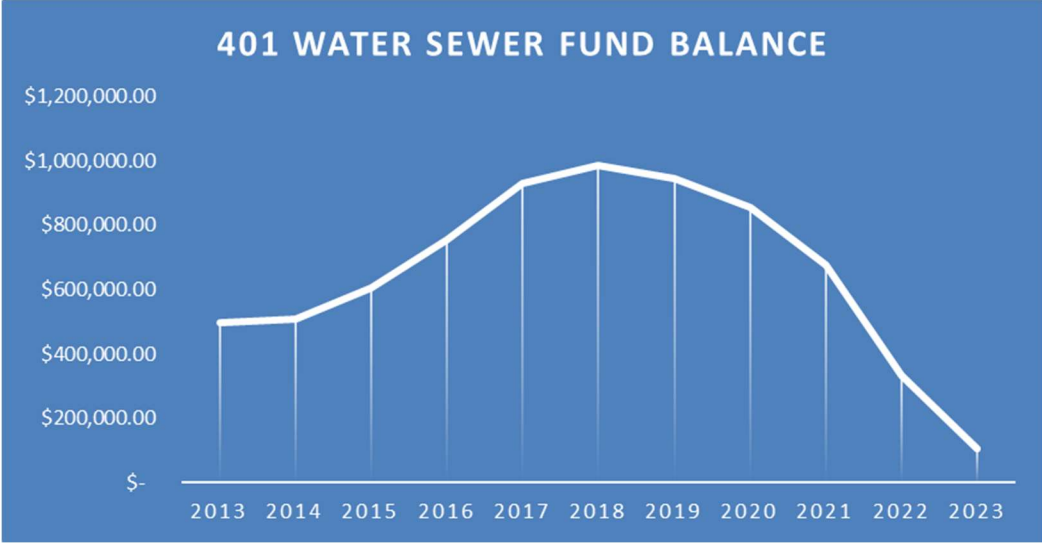
Attest:


 Michelle Quinn, City Clerk

Approved as to form:


 Jim Wright, City Attorney





Cash and Investment Fund Balance - 2023 Budget

Fund	2023 Est. Beginning Balance	2023 Budgeted Revenue	2023 Budgeted Expenditure	2023 Estimated Ending Balance
001 Current Expense	\$691,654	\$3,882,842	\$4,038,875	\$535,621
101 Street	\$196,736	\$1,198,714	\$1,311,800	\$83,650
103 Cemetery	\$19,561	\$35,960	\$41,070	\$14,451
104 Ec. Dev. Fund	\$251,865	\$18,520	\$200	\$270,185
105 Civic Imp	\$24,799	\$4,420	\$10,020	\$19,199
107 CJ Lo-Pop	\$17,471	\$3,225	\$5,020	\$15,676
301 REET I	\$377,880	\$61,200	\$300	\$438,780
302 REET II	\$338,383	\$61,200	\$300	\$399,283
401 Water-Sewer	\$333,274	\$1,551,533	\$1,777,280	\$107,527
403 Water-Sewer Hookups	\$892,839	\$62,750	\$100,700	\$854,889
410 Storm Sewer Fund	\$93,070	\$68,610	\$34,750	\$126,930
411 Light	\$986,674	\$2,770,715	\$2,759,545	\$997,844
412 Light Deposits	\$28,750	\$15,000	\$12,000	\$31,750
	\$4,252,956	\$9,734,689	\$10,091,860	\$3,895,785

Revenue - 2023 Budget

Account Number	Description	2023 Budget
001-000-000-311-10-10-00	Property Tax - PILOT	\$50
001-000-000-311-11-00-00	Property Tax	\$639,000
001-000-000-313-11-00-00	Sales Tax	\$520,000
001-000-000-313-15-00-00	Public Safety/EMS	\$30,400
001-000-000-313-61-00-00	Natural Gas Tax/State	\$25,000
001-000-000-313-71-00-00	CJ Sales Tax	\$43,500
001-000-000-316-41-00-00	Light IN Lieu	\$158,000
001-000-000-316-42-00-00	Water IN Lieu	\$40,000
001-000-000-316-44-00-00	Sewer IN Lieu	\$62,000
001-000-000-316-45-00-00	Utility Tax/NVDGarbage	\$30,800
001-000-000-316-45-01-00	Utility Tax/Garbage Transfer RDS	\$26,000
001-000-000-316-46-00-00	UtilityTax/Natural Gas/CNG	\$8,500
001-000-000-316-47-00-00	Utility Tax/Phone	\$18,000
001-000-000-317-20-00-00	Local Leasehold Tax	\$15,500
001-000-000-321-30-00-00	Fireworks Permit	\$25
001-000-000-321-50-00-00	Meadowbrook Rights	\$24,000
001-000-000-321-60-00-00	Business License Fee	\$2,000
001-000-000-321-91-00-00	Franchise Fees	\$10,000
001-000-000-322-10-00-00	Building Permit Fees	\$40,000
001-000-000-322-30-00-00	Animal Licenses	\$350
001-000-000-322-90-00-00	Gun Permit Fees	\$800
001-000-000-322-90-00-01	Golf Cart Registration Fee	\$150
001-000-000-333-97-00-00	Federal Grant - FEMA	\$90,000
001-000-000-333-97-06-00	Stonegarden	\$10,000
001-000-000-334-01-80-00	State Military Dept Grant	\$5,000
001-000-000-334-01-80-01	State Military Dept Grant-LDRM	\$120,000
001-000-000-334-03-10-00	GMA/SMP Grants	\$25,000
001-000-000-334-04-20-01	Dept of Commerce-Event/Splash	\$309,000
001-000-000-336-06-51-00	DUI Cities	\$250
001-000-000-336-06-94-00	Liquor Excise Tax	\$11,936
001-000-000-336-06-95-00	Liquor Profits Tax	\$13,311
001-000-000-336-06-95-01	Liquor Tax/Border Town	\$25,755
001-000-000-341-70-00-00	Charges for Goods/Services	\$100
001-000-000-341-91-00-00	Election Candidate Filing Fees	\$100
001-000-000-341-96-00-00	Personnel/Administrative Services	\$30,000
001-000-000-341-99-00-00	Passport Fees	\$8,500
001-000-000-342-10-00-00	Police Serv/Fingerprints	\$1,200
001-000-000-342-10-02-00	Police Services/Security	\$66,150
001-000-000-342-33-00-00	Probation Costs	\$8,000
001-000-000-342-36-00-00	Recovered Jail Costs	\$2,000
001-000-000-345-81-00-00	Planning/Zoning Fees	\$14,000
001-000-000-345-83-00-00	Plan Check Fees	\$20,000
001-000-000-347-30-00-00	User Fees - Facilities	\$6,000
001-000-000-347-30-01-00	Ballfield Prep Fees	\$1,000

001-000-000-347-30-02-00	Tournament/League Fees	\$1,500
001-000-000-347-30-03-00	Park Lighting Fees	\$300
001-000-000-347-30-04-00	Payment for Showers	\$20
001-000-000-347-90-00-00	Srs/Library/Gas/Garb/Supplies	\$1,200
001-000-000-347-90-01-00	Community Fundraisers	\$1,000
001-000-000-353-10-00-00	Fines & Forfeits	\$20,000
001-000-000-355-20-00-00	DUI Penalties/Fines	\$2,500
001-000-000-355-80-00-00	CT Fines	\$5,000
001-000-000-356-90-00-00	CNT Fines	\$2,500
001-000-000-356-90-00-01	Crime Prevention	\$300
001-000-000-356-90-00-02	DV - Collections	\$500
001-000-000-357-33-00-00	Recovered Attorney Fee	\$1,500
001-000-000-361-40-00-00	Sales Interest	\$600
001-000-000-361-40-10-00	Bank Interest	\$400
001-000-000-362-10-00-00	Equipment Rental	\$1,000
001-000-000-362-51-00-00	Space/Facility Leases	\$200
001-000-000-367-00-00-01	WCIA Training Reimbursement	\$1,200
001-000-000-369-10-00-00	Sale of Surplus	\$5,000
001-000-000-369-91-01-00	NSF Fees	\$120
001-000-000-395-20-00-00	Insurance Recoveries-Capital Assets	\$1,376,625
001 Fund Total		\$3,882,842
101-000-000-311-11-00-00	Property Tax	\$35,000
101-000-000-313-84-00-00	Local 1-Cent Fuel Tax	\$35,000
101-000-000-333-97-00-00	Federal Grant - FEMA	\$900,000
101-000-000-334-01-80-00	State Military Dept Grant	\$50,000
101-000-000-334-03-80-00	TIB Grant Funds	\$142,500
101-000-000-336-00-71-00	Multimodel Transportation	\$2,262
101-000-000-336-00-87-01	MV Fuel Tax	\$33,652
101-000-000-361-40-10-00	Bank Interest	\$300
101 Fund Total		\$1,198,714
103-000-000-311-11-00-00	Property Tax	\$30,000
103-000-000-343-60-00-00	Plot Purchase Fees	\$3,000
103-000-000-343-60-01-00	Plot Maintenance Fees	\$700
103-000-000-343-61-00-00	Headstone Setting Fees	\$900
103-000-000-361-40-10-00	Bank Interest	\$10
103-000-000-362-51-45-00	Land Rental	\$1,350
103 Fund Total		\$35,960
104-000-000-361-40-00-00	EDRF Loan Interest	\$1,145
104-000-000-361-40-10-00	Bank Interest	\$200
104-000-000-389-90-00-00	Principal Repayment EDRF	\$17,175
104 Fund Total		\$18,520
105-000-000-313-31-00-00	Motel/hotel Tax	\$4,400
105-000-000-361-40-10-00	Bank Interest	\$20
105 Fund Total		\$4,420
107-000-000-336-06-21-00	Criminal Justice-Lo-Pop	\$1,000
107-000-000-336-06-26-00	CJ - Special Programs	\$2,210
107-000-000-361-40-10-00	Bank Interest	\$15

	107 Fund Total	\$3,225
301-000-000-318-34-00-00	REET1 - First Quarter %	\$60,000
301-000-000-361-11-00-00	Investment Interest	\$1,000
301-000-000-361-40-10-00	Bank Interest	\$200
	301 Fund Total	\$61,200
302-000-000-318-35-00-00	REET2 - Second Quarter %	\$60,000
302-000-000-361-11-00-00	Investment Interest	\$1,000
302-000-000-361-40-10-00	Bank Interest	\$200
	302 Fund Total	\$61,200
401-000-000-333-97-00-00	Federal Grant - FEMA	\$225,000
401-000-000-334-01-80-00	State Military Dept Grant	\$12,500
401-000-000-343-40-00-00	Customer Rcts./Water	\$440,000
401-000-000-343-40-04-00	Charges/Goods or Services-Water	\$1,000
401-000-000-343-50-00-00	Consumer Rcts./Sewer	\$685,000
401-000-000-343-50-31-00	Sewer Non-Rev	\$90,000
401-000-000-346-20-00-00	Lab Fees/Analysis-Water	\$2,000
401-000-000-346-20-01-00	Lab Fees/Analysis-Sewer	\$2,500
401-000-000-361-40-10-00	Bank Interest	\$600
401-000-000-395-20-00-00	Insurance Recoveries - capital	\$92,933
	401 Fund Total	\$1,551,533
403-000-000-343-40-02-00	New Water Hookups	\$29,000
403-000-000-343-50-02-00	New Sewer Hookups	\$31,250
403-000-000-361-11-00-00	Investment Interest	\$2,000
403-000-000-361-40-10-00	Bank Interest	\$500
	403 Fund Total	\$62,750
410-000-000-333-97-00-00	Federal Grant - FEMA	\$27,000
410-000-000-334-01-80-00	State Military Dept Grant	\$1,500
410-000-000-343-10-00-00	Storm Sewer Fees	\$34,500
410-000-000-343-10-01-00	Storm Sewer Hookups	\$5,550
410-000-000-361-40-10-00	Bank Interest	\$60
	410 Fund Total	\$68,610
411-000-000-333-97-00-01	FEMA Public Assistance Grant	\$18,000
411-000-000-334-01-80-00	State Military Dept Grant	\$1,000
411-000-000-343-30-10-00	Customer Electric Rcts.	\$2,634,500
411-000-000-343-30-10-01	Temporary Electric Hookups	\$1,100
411-000-000-343-30-10-02	New Electric Hook-Ups	\$20,000
411-000-000-343-30-10-03	Electric Reconnects	\$2,000
411-000-000-343-30-10-04	Goods/Services/Electric	\$50,000
411-000-000-345-29-00-00	BPA Conservation	\$42,815
411-000-000-361-40-10-00	Bank Interest	\$800
411-000-000-367-00-00-00	Energy Assistance Donations	\$500
	411 Fund Total	\$2,770,715
412-000-000-382-10-00-00	Light Refundable Deposits	\$15,000
	412 Fund Total	\$15,000
	Grand Total	\$9,734,689

Expenditure - 2023 Budget

Account Number	Description	2023 Budget
001-000-000-511-60-10-00	Legislative Salaries	\$9,000
001-000-000-511-60-20-00	Legislative Benefits	\$810
001-000-000-511-60-30-00	Legislative Supplies	\$3,000
001-000-000-511-60-41-00	Legislative Publication	\$4,000
001-000-000-511-60-41-01	Code Supplement	\$3,000
001-000-000-511-60-43-00	Travel/Training	\$500
	001-000-000-511 Total	\$20,310
001-000-000-512-50-10-00	Jud/Crt Clk/Judge Salaries	\$53,910
001-000-000-512-50-20-00	Judicial Benefits	\$18,415
001-000-000-512-50-31-00	Judicial/court Supplies	\$2,000
001-000-000-512-50-41-00	Judicial/Crt Appt'd Atty.	\$16,000
001-000-000-512-50-41-01	Prof Serv./Witness/Jury	\$26,000
	001-000-000-512 Total	\$116,325
001-000-000-513-10-10-00	Executive Salary	\$8,100
001-000-000-513-10-20-00	Executive Benefits	\$700
001-000-000-513-10-49-00	Expense For Mayor	\$2,500
	001-000-000-513 Total	\$11,300
001-000-000-514-20-10-00	F/A Salaries	\$73,650
001-000-000-514-20-20-00	F/A Benefits	\$21,950
001-000-000-514-20-31-00	Office Supplies	\$500
001-000-000-514-20-43-00	Travel & Training	\$2,000
001-000-000-514-20-49-00	Banking Fees	\$2,000
001-000-000-514-20-49-01	F/A Dues	\$300
001-000-000-514-23-41-00	F/A State Auditor	\$20,000
001-000-000-514-23-49-00	AWC	\$2,900
001-000-000-514-40-40-00	F/A Election Costs	\$2,500
	001-000-000-514 Total	\$125,800
001-000-000-515-31-41-00	City Attorney Fees	\$35,000
	001-000-000-515 Total	\$35,000
001-000-000-518-10-40-10	Personnel Services	\$100,000
001-000-000-518-20-42-00	Communications	\$4,500
001-000-000-518-20-44-00	COS Dues/Assessments	\$2,000
001-000-000-518-20-47-00	City Bldgs. Power	\$1,500
001-000-000-518-20-48-00	Maintenance	\$4,000
001-000-000-518-30-10-00	Custodial Salaries	\$4,650
001-000-000-518-30-20-00	Custodial Benefits	\$450
001-000-000-518-30-30-00	Central Supplies	\$5,000
001-000-000-518-30-41-00	Fire Systems/Security/Safety	\$500
001-000-000-518-30-41-01	Pest Control/City Buildings	\$250
001-000-000-518-30-46-00	Insurance & Bonds	\$21,333
001-000-000-518-40-41-00	Professional Services	\$60,000
001-000-000-518-40-43-00	Travel Expense	\$500

001-000-000-518-40-47-00	Garbage/Supplies/Library	\$500
001-000-000-518-90-49-00	WCOG Dues	\$1,200
	001-000-000-518 Total	\$206,383
001-000-000-521-20-10-00	Police Salaries	\$626,475
001-000-000-521-20-10-01	Stonegarden OT	\$10,000
001-000-000-521-20-20-00	Police Benefits	\$280,535
001-000-000-521-20-20-01	Uniform Expense	\$4,500
001-000-000-521-20-30-00	Supplies	\$10,000
001-000-000-521-20-32-00	Fuel Consumption	\$22,000
001-000-000-521-20-33-00	Sm Tools/Equip	\$17,900
001-000-000-521-20-40-00	Professional Services	\$5,000
001-000-000-521-20-40-01	NW Technology Support	\$11,000
001-000-000-521-20-40-02	Dispatch	\$48,881
001-000-000-521-20-41-00	Communications	\$15,000
001-000-000-521-20-48-00	Maintenance & Repairs	\$15,000
001-000-000-521-20-49-00	Dues/Memberships	\$5,800
001-000-000-521-20-49-01	CBP Seizure Expend	\$7,290
001-000-000-521-40-42-00	Travel Expense	\$2,000
001-000-000-521-40-49-00	Education & Training	\$8,050
001-000-000-521-50-46-00	Insurance & Bonds	\$29,520
	001-000-000-521 Total	\$1,118,951
001-000-000-522-20-40-01	Public Safety/EMS	\$20,400
001-000-000-522-20-49-00	Fire District Agreement	\$240,000
	001-000-000-522 Total	\$260,400
001-000-000-523-30-49-00	Probation Services	\$23,000
001-000-000-523-50-49-00	Jail Services	\$25,000
	001-000-000-523 Total	\$48,000
001-000-000-524-20-10-00	Building Salaries	\$27,740
001-000-000-524-20-20-00	Building Benefits	\$15,620
001-000-000-524-20-40-00	Building Inspection	\$5,000
	001-000-000-524 Total	\$48,360
001-000-000-525-10-49-00	Emergency Services	\$6,254
001-000-000-525-30-30-00	Disaster Recovery	\$1,518,383
001-000-000-525-60-49-00	Disaster Preparedness	\$20,000
	001-000-000-525 Total	\$1,544,637
001-000-000-554-30-49-00	Animal Control	\$1,000
001-000-000-554-90-40-00	NW Clean Air Agency	\$870
	001-000-000-554 Total	\$1,870
001-000-000-558-60-40-00	Planning Services	\$20,000
001-000-000-558-60-41-01	PS/Plan Check Fees	\$5,000
001-000-000-558-60-41-05	Land Use/SMP/UGA/Comp/GMA	\$25,000
	001-000-000-558 Total	\$50,000
001-000-000-566-00-44-00	2% LP/Substance Abuse Treatment	\$1,200
	001-000-000-566 Total	\$1,200
001-000-000-572-50-40-00	Library Expense	\$3,300
	001-000-000-572 Total	\$3,300
001-000-000-573-90-30-00	Holiday/Festive Occasions	\$3,000

001-000-000-573-90-31-00	Community Fundraisers	\$1,200
	001-000-000-573 Total	\$4,200
001-000-000-575-50-49-01	Senior/Community Center	\$3,300
001-000-000-575-50-49-02	Historical Society	\$4,000
	001-000-000-575 Total	\$7,300
001-000-000-576-40-31-00	Ballfield Supplies	\$1,000
001-000-000-576-40-32-00	Ballfield - Fuel/Propane	\$500
001-000-000-576-40-48-02	Maintenance-Ballfields	\$7,000
001-000-000-576-80-10-00	Park Salaries	\$23,130
001-000-000-576-80-20-00	Park Benefits	\$7,250
001-000-000-576-80-31-00	Material/Supplies	\$10,000
001-000-000-576-80-46-00	Insurance & Bonds	\$8,720
001-000-000-576-80-48-00	Maintenance-Parks	\$12,000
	001-000-000-576 Total	\$69,600
001-000-000-594-18-64-00	CO/ General Gov't.	\$27,000
001-000-000-594-21-60-00	Patrol Car Replacement	\$0
001-000-000-594-76-60-00	PW Vehicle Replacement	\$0
001-000-000-594-76-63-01	Parks Capital Outlay	\$309,000
001-000-000-594-76-63-02	Parks Capital Outlay - Spray Park	\$29,939
	001-000-000-594 Total	\$365,939
	001 Fund Total	\$4,038,875
101-000-000-542-30-10-00	Street Salaries	\$57,300
101-000-000-542-30-20-00	Benefits	\$24,300
101-000-000-542-30-48-00	Roadway-Maintenance	\$15,000
101-000-000-542-30-48-01	Equip Maint & Repairs	\$8,000
101-000-000-542-61-48-00	Sidewalks	\$2,000
101-000-000-542-63-00-00	Street Lighting	\$5,000
101-000-000-542-64-48-00	Traffic Control Devices	\$1,000
101-000-000-542-66-48-00	Snow & Ice	\$8,000
101-000-000-542-67-48-00	Street Sweeping	\$9,000
	101-000-000-542 Total	\$129,600
101-000-000-543-30-31-00	Materials/Supplies	\$5,000
101-000-000-543-30-46-00	Insurance & Bonds	\$2,000
101-000-000-543-30-48-00	Equipment/Maintenance	\$5,000
101-000-000-543-30-49-00	Bank Fees	\$200
	101-000-000-543 Total	\$12,200
101-000-000-594-42-63-00	Street Capital Outlay	\$10,000
	101-000-000-594 Total	\$10,000
101-000-000-595-30-60-00	Storm Damage Repairs	\$1,000,000
101-000-000-595-61-60-01	Sidewalks-Capital Expenditures	\$10,000
101-000-000-595-63-00-00	TIB Grant Funds	\$150,000
	101-000-000-595 Total	\$1,160,000
	101 Fund Total	\$1,311,800
103-000-000-536-10-10-00	Cemetery Salaries	\$22,100
103-000-000-536-10-20-00	Benefits	\$11,600
103-000-000-536-10-41-00	Professional Services	\$2,500
103-000-000-536-20-31-00	Materials & Supplies	\$2,000

103-000-000-536-20-44-00	COS Dues/Assessments	\$50
103-000-000-536-20-46-00	Insurance & Bonds	\$800
103-000-000-536-20-48-00	Equipment/Maintenance	\$2,000
103-000-000-536-20-49-00	Bank Fees	\$20
	103-000-000-536 Total	\$41,070
	103 Fund Total	\$41,070
104-000-000-558-70-49-00	Bank Fees	\$200
	104-000-000-558 Total	\$200
	104 Fund Total	\$200
105-000-000-557-30-41-00	Tourism Expenditures	\$10,000
105-000-000-557-30-49-00	Bank Fees	\$20
	105-000-000-557 Total	\$10,020
	105 Fund Total	\$10,020
107-000-000-521-30-41-00	DV Specialist	\$5,000
107-000-000-521-30-49-00	Bank Fees	\$20
	107-000-000-521 Total	\$5,020
	107 Fund Total	\$5,020
301-000-000-514-20-49-00	Bank Fees	\$300
	301-000-000-514 Total	\$300
	301 Fund Total	\$300
302-000-000-514-20-49-00	Bank Fees	\$300
	302-000-000-514 Total	\$300
	302 Fund Total	\$300
401-000-000-534-10-10-00	Water Salaries	\$231,635
401-000-000-534-10-20-00	Benefits	\$113,145
401-000-000-534-20-44-00	COS Dues/Assessments	\$300
401-000-000-534-34-31-00	Office/Operating Supplies	\$3,000
401-000-000-534-34-31-01	Materials/Supplies	\$35,000
401-000-000-534-34-32-00	Fuel Consumption	\$7,500
401-000-000-534-34-41-00	Professional Services	\$10,000
401-000-000-534-34-41-01	Water Analysys	\$7,500
401-000-000-534-34-41-02	Security	\$13,230
401-000-000-534-34-42-00	Communications	\$10,000
401-000-000-534-34-43-00	Travel Expense	\$1,500
401-000-000-534-34-44-00	Tax Commission	\$12,500
401-000-000-534-34-44-01	Dept of Health	\$1,500
401-000-000-534-34-46-00	Insurance	\$16,000
401-000-000-534-34-47-00	City Bldgs. Power	\$1,000
401-000-000-534-34-47-01	Pump Power	\$35,000
401-000-000-534-34-47-03	Water IN Lieu of	\$42,000
401-000-000-534-34-48-00	Maintenance & Repair	\$15,000
401-000-000-534-34-49-01	Bank Fees-Water	\$4,500
	401-000-000-534 Total	\$560,310
401-000-000-535-10-10-00	Sewer Salaries	\$197,260
401-000-000-535-10-20-00	Benefits	\$84,950
401-000-000-535-20-44-00	COS Dues/Assessments	\$300
401-000-000-535-35-31-00	Office Supplies	\$3,000

401-000-000-535-35-31-01	Materials/Supplies	\$15,000
401-000-000-535-35-31-02	Sewer Non-Expenditures	\$90,000
401-000-000-535-35-32-00	Fuel Consumption	\$7,000
401-000-000-535-35-41-00	Professional Services	\$5,000
401-000-000-535-35-41-01	Sewer Expenses/Analysis	\$5,000
401-000-000-535-35-41-02	Security	\$35,060
401-000-000-535-35-42-00	Communications	\$8,000
401-000-000-535-35-43-00	Travel Expense	\$500
401-000-000-535-35-44-00	Tax Commission	\$28,000
401-000-000-535-35-46-00	Insurance	\$16,900
401-000-000-535-35-47-00	City Bldgs. Power	\$1,000
401-000-000-535-35-47-01	Pump Power	\$3,500
401-000-000-535-35-47-03	Sewer-IN Lieu of	\$66,000
401-000-000-535-35-48-00	Maintenance/Repairs	\$15,000
401-000-000-535-35-48-01	Contract/Sewer Bills	\$380,000
401-000-000-535-35-49-00	Bank Fees-Sewer	\$5,500
	401-000-000-535 Total	\$966,970
401-000-000-594-34/35	Storm Damage Repairs	\$250,000
	401-000-000-594 Total	\$250,000
	401 Fund Total	\$1,777,280
403-000-000-534-34-49-00	Bank Fees-Water	\$350
	403-000-000-534 Total	\$350
403-000-000-535-35-49-00	Bank Fees-Sewer	\$350
	403-000-000-535 Total	\$350
403-000-000-594-34-64-00	C.O. Water	\$75,000
403-000-000-594-35-64-00	C.O. Sewer	\$25,000
	403-000-000-594 Total	\$100,000
	403 Fund Total	\$100,700
410-000-000-531-20-44-00	COS Dues/Assessments	\$50
410-000-000-531-20-46-00	Insurance	\$20
410-000-000-531-20-49-00	Bank Fees	\$50
410-000-000-531-38-48-00	Storm Sewer Expenses	\$30,000
410-000-000-531-38-48-01	Security	\$4,630
	410-000-000-531 Total	\$34,750
	410 Fund Total	\$34,750
411-000-000-533-10-11-00	Light Salaries	\$375,300
411-000-000-533-10-20-00	Benefits / Electric	\$180,200
411-000-000-533-20-44-00	COS Dues/Assessments	\$350
411-000-000-533-20-49-00	Bank Fees	\$7,500
411-000-000-533-33-31-00	Office & Operating Supplies	\$5,000
411-000-000-533-33-31-01	Materials & Supplies	\$200,000
411-000-000-533-33-32-00	Fuel Consumption	\$11,000
411-000-000-533-33-33-00	Purchased Power	\$1,550,000
411-000-000-533-33-41-00	Professional Services	\$20,000
411-000-000-533-33-41-01	Security	\$13,230
411-000-000-533-33-42-00	Communication	\$13,000
411-000-000-533-33-43-00	Travel/Training Expense	\$10,000

411-000-000-533-33-44-00	Power Tax Com.	\$105,000
411-000-000-533-33-46-00	Insurance & Bonds	\$17,500
411-000-000-533-33-47-00	City Bldgs. Power	\$2,000
411-000-000-533-33-47-01	Cogen Power	\$20,000
411-000-000-533-33-47-03	Light -IN Lieu	\$153,650
411-000-000-533-33-48-00	Maintenance & Repairs	\$20,000
411-000-000-533-33-49-00	NW Public Power Dues	\$3,000
	411-000-000-533 Total	\$2,706,730
411-000-000-554-90-49-00	BPA Conservation	\$32,815
	411-000-000-554 Total	\$32,815
411-000-000-594-33-64-00	Capital Outlay	\$20,000
	411-000-000-594 Total	\$20,000
	411 Fund Total	\$2,759,545
412-000-000-582-10-00-00	Light Deposit Refunds	\$12,000
	412-000-000-582 Total	\$12,000
	412 Fund Total	\$12,000
	Grand Total	\$10,091,860

Cash and Inv Balance History 10-years

2013-2023

Fund	2013 Actual Ending Balance	2014 Actual Ending Balance	2015 Actual Ending Balance	2016 Actual Ending Balance	2017 Actual Ending Balance	2018 Actual Ending Balance	2019 Actual Ending Balance	2020 Actual Ending Balance	2021 Actual Ending Balance	2022 Estimated Ending Balance	2023 Budgeted Ending Balance
001 Current Expense	\$512,413	\$521,800	\$482,570	\$530,245	\$565,541	\$680,728	\$657,141	\$666,362	\$41,590	\$691,654	\$535,621
101 Street	\$153,196	\$159,124	\$148,595	\$148,612	\$151,318	\$409,073	\$387,519	\$278,765	\$418,852	\$196,736	\$83,650
103 Cemetery	\$27,716	\$27,705	\$56,023	\$43,275	\$26,380	\$23,155	\$1,947	\$24,851	\$16,262	\$19,561	\$14,451
104 Ec. Dev. Fund	\$103,296	\$143,001	\$172,868	\$77,893	\$94,002	\$164,575	\$235,148	\$300,246	\$225,168	\$251,865	\$270,185
105 Civic Imp	\$14,419	\$14,682	\$14,611	\$14,891	\$15,491	\$14,599	\$18,340	\$21,047	\$23,656	\$24,799	\$19,199
107 CJ Lo-Pop	\$22,069	\$23,157	\$24,203	\$25,203	\$24,403	\$23,603	\$20,633	\$20,361	\$17,919	\$17,471	\$15,676
301 REET I	\$113,374	\$124,298	\$144,895	\$171,863	\$205,126	\$149,940	\$200,638	\$248,323	\$316,029	\$377,880	\$438,780
302 REET II	\$80,567	\$91,442	\$111,974	\$138,942	\$172,205	\$117,019	\$166,588	\$211,541	\$276,538	\$338,383	\$399,283
401 Water-Sewer	\$496,387	\$507,757	\$605,061	\$755,366	\$929,645	\$987,447	\$944,253	\$855,755	\$675,856	\$333,274	\$107,527
403 Water-Sewer Hookups	\$190,119	\$217,673	\$248,083	\$367,893	\$403,370	\$487,500	\$606,779	\$712,985	\$817,668	\$892,839	\$854,889
410 Storm Sewer Fund	\$31,319	\$19,654	\$31,944	\$44,864	\$61,057	\$72,485	\$73,008	\$51,036	\$58,312	\$93,070	\$126,930
411 Light	\$471,600	\$424,693	\$318,639	\$470,872	\$641,279	\$649,707	\$751,054	\$795,134	\$915,117	\$986,674	\$997,844
412 Light Deposits	\$0	\$0	\$0	\$0	\$0	\$38,400	\$38,030	\$41,775	\$38,250	\$28,750	\$31,750
	\$2,216,474	\$2,274,986	\$2,359,465	\$2,789,920	\$3,289,816	\$3,818,233	\$4,101,079	\$4,228,181	\$3,841,217	\$4,252,956	\$3,895,785

Revenue - 6 year History - 2023 Budget

Account Number	Description	2016	2017	2018	2019	2020	2021	2022 Est Ending	2023 Budget
001-000-000-311-10-10-00	Property Tax - PILOT	\$0	\$0	\$0	\$0	\$43	\$43	\$0	\$50
001-000-000-311-11-00-00	Property Tax	\$553,560	\$548,791	\$540,102	\$531,913	\$532,807	\$596,120	\$617,870	\$639,000
001-000-000-313-11-00-00	Sales Tax	\$246,252	\$297,762	\$320,694	\$398,932	\$341,066	\$451,571	\$599,825	\$520,000
001-000-000-313-15-00-00	Public Safety/EMS	\$6,581	\$6,729	\$7,322	\$23,029	\$22,234	\$26,588	\$30,649	\$30,400
001-000-000-313-61-00-00	Natural Gas Tax/State	\$0	\$8,167	\$11,853	\$18,324	\$15,568	\$16,230	\$25,483	\$25,000
001-000-000-313-71-00-00	CJ Sales Tax	\$25,136	\$27,937	\$30,758	\$32,044	\$31,263	\$37,992	\$43,652	\$43,500
001-000-000-316-41-00-00	Light IN Lieu	\$136,676	\$122,058	\$165,699	\$137,963	\$136,830	\$137,979	\$143,700	\$158,000
001-000-000-316-42-00-00	Water IN Lieu	\$36,425	\$30,218	\$41,986	\$38,288	\$41,536	\$39,953	\$37,354	\$40,000
001-000-000-316-44-00-00	Sewer IN Lieu	\$50,222	\$44,617	\$63,788	\$53,714	\$57,696	\$61,600	\$59,288	\$62,000
001-000-000-316-45-00-00	Utility Tax/NVDGarbage	\$19,522	\$52,789	\$22,671	\$25,297	\$25,724	\$27,899	\$49,048	\$30,800
001-000-000-316-45-01-00	Utility Tax/Garbage Transfer RDS	\$0	\$0	\$23,293	\$25,013	\$24,769	\$25,996	\$22,263	\$26,000
001-000-000-316-46-00-00	UtilityTax/Natural Gas/CNG	\$891	\$5,484	\$4,185	\$5,528	\$4,593	\$4,957	\$8,274	\$8,500
001-000-000-316-47-00-00	Utility Tax/Phone	\$26,194	\$27,006	\$23,838	\$26,243	\$23,408	\$18,975	\$17,852	\$18,000
001-000-000-317-20-00-00	Local Leasehold Tax	\$12,325	\$13,407	\$14,150	\$14,347	\$14,340	\$14,464	\$14,454	\$15,500
001-000-000-321-30-00-00	Fireworks Permit	\$25	\$25	\$0	\$25	\$0	\$25	\$25	\$25
001-000-000-321-70-00-00	Amuse Device Licenses	\$75	\$75	\$0	\$0	\$0	\$0	\$0	\$0
001-000-000-321-50-00-00	Meadowbrook Rights	\$0	\$0	\$36,794	\$25,068	\$24,522	\$22,000	\$26,387	\$24,000
001-000-000-321-60-00-00	Business License Fee	\$0	\$0	\$0	\$0	\$0	\$0	\$2,067	\$2,000
001-000-000-321-91-00-00	Franchise Fees	\$0	\$0	\$0	\$0	\$1,020	\$3,469	\$7,499	\$10,000
001-000-000-322-10-00-00	Building Permit Fees	\$50,941	\$49,393	\$54,488	\$92,790	\$87,623	\$55,118	\$45,617	\$40,000
001-000-000-322-30-00-00	Animal Licenses	\$430	\$285	\$265	\$360	\$140	\$265	\$150	\$350
001-000-000-322-90-00-00	Gun Permit Fees	\$552	\$392	\$533	\$792	\$542	\$790	\$776	\$800
001-000-000-322-90-00-01	Golf Cart Registration Fee	\$0	\$0	\$0	\$0	\$0	\$0	\$50	\$150
001-000-000-332-92-10-00	ARPA-Coronavirus Recovery Funds	\$0	\$0	\$0	\$0	\$0	\$214,315	\$214,315	\$0
001-000-000-333-21-00-01	CARES ACT-AOC Pass-Thru	\$0	\$0	\$0	\$0	\$3,207	\$0	\$0	\$0
001-000-000-333-21-99-90	DOC-Coronavirus Relief Grant	\$0	\$0	\$0	\$0	\$68,500	\$0	\$0	\$0
001-000-000-333-97-00-00	Federal Grant - FEMA	\$0	\$0	\$0	\$0	\$0	\$11,642	\$473,534	\$90,000
001-000-000-333-97-06-00	Stonegarden	\$14,082	\$41,207	\$34,829	\$38,002	\$45,234	\$30,168	\$64,535	\$10,000
001-000-000-334-01-80-00	State Military Dept Grant	\$0	\$0	\$0	\$0	\$0	\$1,695	\$23,497	\$5,000
001-000-000-334-01-80-01	State Military Dept Grant-LDRM	\$0	\$0	\$0	\$0	\$0	\$0	\$11,965	\$120,000
001-000-000-334-03-10-00	GMA/SMP Grants	\$5,000	\$0	\$0	\$0	\$850	\$10,333	\$0	\$25,000
001-000-000-334-04-20-00	Buildable Lands Review	\$0	\$0	\$100	\$5,770	\$4,969	\$4,658	\$0	\$0
001-000-000-334-04-20-01	Dept of Commerce-Event/Splash	\$0	\$0	\$0	\$0	\$353,546	\$372,032	\$1,204,482	\$309,000
001-000-000-335-04-01-00	LE & CJ Leg One Time Cost	\$0	\$0	\$0	\$0	\$0	\$6,951	\$0	\$0
001-000-000-336-06-26-00	CJ Special Programs (moved to 107)	\$1,473	\$1,557	\$1,647	\$1,715	\$0	\$0	\$0	\$0
001-000-000-336-06-51-00	DUI Cities	\$229	\$230	\$232	\$222	\$233	\$272	\$199	\$250
001-000-000-336-06-94-00	Liquor Excise Tax	\$14,215	\$14,939	\$15,555	\$16,855	\$18,696	\$19,523	\$19,012	\$11,936
001-000-000-336-06-95-00	Liquor Profits Tax	\$12,637	\$12,808	\$13,017	\$12,961	\$12,875	\$13,155	\$13,496	\$13,311
001-000-000-336-06-95-01	Liquor Tax/Border Town	\$25,754	\$25,754	\$25,754	\$25,754	\$25,754	\$25,754	\$25,754	\$25,755
001-000-000-337-00-00-01	WA ST CJTC Reimbursement	\$0	\$0	\$0	\$4,540	\$0	\$0	\$0	\$0

001-000-000-337-00-00-02	AOC Technology Agreement	\$0	\$0	\$0	\$0	\$0	\$1,700	\$0	\$0
001-000-000-337-00-00-03	WCIA Risk Reduction Grant	\$0	\$0	\$0	\$0	\$0	\$7,399	\$0	\$0
001-000-000-341-43-00-00	CC Processing Fees	\$0	\$0	\$0	\$0	\$428	\$6,698	\$6,860	\$0
001-000-000-341-70-00-00	Charges for Goods/Services	\$0	\$0	\$474	\$2	\$21	\$1,355	\$79	\$100
001-000-000-341-91-00-00	Election Candidate Filing Fees	\$0	\$0	\$0	\$89	\$0	\$216	\$0	\$100
001-000-000-341-96-00-00	Personnel/Administrative Services	\$17,753	\$22,744	\$21,317	\$36,070	\$30,769	\$31,433	\$19,490	\$30,000
001-000-000-341-99-00-00	Passport Fees	\$2,925	\$5,225	\$5,125	\$6,615	\$6,265	\$13,875	\$6,075	\$8,500
001-000-000-342-10-00-00	Police Serv/Fingerprints	\$1,710	\$380	\$390	\$1,140	\$1,120	\$1,815	\$335	\$1,200
001-000-000-342-10-01-00	Local Seizure Fund	\$0	\$0	\$752	\$0	\$0	\$0	\$0	\$0
001-000-000-342-10-02-00	Police Services/Security	\$0	\$0	\$0	\$0	\$62,080	\$46,560	\$71,924	\$66,150
001-000-000-342-33-00-00	Probation Costs	\$12,885	\$14,507	\$14,989	\$15,551	\$9,796	\$10,721	\$3,769	\$8,000
001-000-000-342-36-00-00	Recovered Jail Costs	\$11,023	\$6,929	\$4,862	\$5,179	\$4,776	\$2,167	\$2,044	\$2,000
001-000-000-345-81-00-00	Planning/Zoning Fees	\$10,858	\$14,148	\$10,674	\$16,125	\$11,864	\$16,689	\$6,593	\$14,000
001-000-000-345-83-00-00	Plan Check Fees	\$20,266	\$22,230	\$30,057	\$41,461	\$49,241	\$33,714	\$21,366	\$20,000
001-000-000-347-30-00-00	User Fees - Facilities	\$3,319	\$2,613	\$2,605	\$3,293	(\$886)	\$3,595	\$4,985	\$6,000
001-000-000-347-30-01-00	Ballfield Prep Fees	\$988	\$1,288	\$1,175	\$938	\$0	\$1,663	\$850	\$1,000
001-000-000-347-30-02-00	Tournament/League Fees	\$1,140	\$1,470	\$1,440	\$1,410	\$0	\$150	\$0	\$1,500
001-000-000-347-30-03-00	Park Lighting Fees	\$260	\$360	\$285	\$255	\$0	\$8	\$0	\$300
001-000-000-347-30-04-00	Payment for Showers	\$28	\$56	\$42	\$28	\$0	\$11	\$6	\$20
001-000-000-347-90-00-00	Srs/Library/Gas/Garb/Supplies	\$706	\$1,046	\$885	\$830	\$1,121	\$1,171	\$172	\$1,200
001-000-000-347-90-01-00	Community Fundraisers	\$1,854	\$160	\$3,736	\$1,543	\$917	\$1,082	\$870	\$1,000
001-000-000-353-10-00-00	Fines & Forfeits	\$33,549	\$38,998	\$45,044	\$45,596	\$28,709	\$13,522	\$14,638	\$20,000
001-000-000-355-20-00-00	DUI Penalties/Fines	\$2,796	\$2,860	\$1,154	\$2,196	\$1,682	\$2,529	\$2,421	\$2,500
001-000-000-355-80-00-00	CT Fines	\$8,707	\$4,658	\$4,101	\$4,616	\$3,625	\$5,916	\$3,808	\$5,000
001-000-000-356-90-00-00	CNT Fines	\$5,267	\$2,037	\$3,070	\$700	\$1,688	\$1,512	\$2,427	\$2,500
001-000-000-356-90-00-01	Crime Prevention	\$264	\$339	\$442	\$365	\$31	\$284	\$207	\$300
001-000-000-356-90-00-02	DV - Collections	\$118	\$302	\$261	\$459	\$323	\$327	\$482	\$500
001-000-000-357-33-00-00	Recovered Attorney Fee	\$2,840	\$2,296	\$2,378	\$1,411	\$1,180	\$963	\$45	\$1,500
001-000-000-361-40-00-00	Sales Interest	\$167	\$275	\$481	\$808	\$530	\$283	\$516	\$600
001-000-000-361-40-10-00	Bank Interest	\$288	\$1,144	\$1,142	\$1,030	\$205	\$411	\$239	\$400
001-000-000-362-10-00-00	Equipment Rental	\$1,974	\$3,178	\$1,396	\$1,210	\$205	\$0	\$1,025	\$1,000
001-000-000-362-51-00-00	Space/Facility Leases	\$0	\$75	\$50	\$0	\$50	\$175	\$75	\$200
001-000-000-367-00-00-01	WCIA Training Reimbursement	\$0	\$0	\$0	\$0	\$650	\$535	\$1,014	\$1,200
001-000-000-367-10-00-00	Energy Assistance Donations	\$0	\$0	\$1,211	\$373	\$0	\$0	\$120	\$0
001-000-000-367-10-00-01	Public Assistance Donations	\$0	\$0	\$0	\$0	\$820	\$150	\$7,000	\$0
001-000-000-367-30-00-00	BNSF Foundation Flood Relief	\$0	\$0	\$0	\$0	\$0	\$0	\$25,000	\$0
001-000-000-369-10-00-00	Sale of Surplus	\$0	\$0	\$0	\$0	\$12,709	\$5,700	\$150	\$5,000
001-000-000-369-40-00-01	Judgements & Settlements	\$0	\$0	\$0	\$0	\$0	\$0	\$20,000	\$0
001-000-000-369-20-00-00	Unclaimed Property	\$0	\$0	\$0	\$0	\$0	\$80	\$0	\$0
001-000-000-369-81-00-00	Cashier/Over/Under	\$21	\$0	\$0	\$1,100	\$2	(\$1)	\$1	\$0
001-000-000-369-91-00-00	Miscellaneous Revenues	\$5,525	\$1,149	\$6	\$407	\$0	\$0	\$0	\$0
001-000-000-369-91-01-00	NSF Fees	\$630	\$510	\$330	\$390	\$60	\$30	\$30	\$120
001-000-000-389-30-01-00	State Gun Permit Fees (moved 631)	\$905	\$582	\$774	\$0	\$0	\$0	\$0	\$0
001-000-000-389-30-02-00	Bldg. Permit Remit (moved 631)	\$185	\$135	\$383	\$0	\$0	\$0	\$0	\$0
001-000-000-381-10-00-01	Interfund Loan Received	\$0	\$0	\$0	\$0	\$0	\$0	\$740,000	\$0
001-000-000-395-20-00-00	Insurance Recoveries-Capital Assets	\$0	\$0	\$0	\$0	\$0	\$37,200	\$547,179	\$1,376,625

001-000-000-398-10-00-00	Insurance Recoveries	\$0	\$842	\$0	\$0	\$1,000	\$0	\$9,734	\$0
001-000-000-397-00-01-00	Surplus Transfer from 401	\$0	\$0	\$21,265	\$0	\$0	\$0	\$0	\$0
001 Fund Total		\$1,388,145	\$1,484,163	\$1,635,850	\$1,746,681	\$2,150,572	\$2,504,172	\$5,324,601	\$3,882,842
101-000-000-311-11-00-00	Property Tax	\$0	\$10,000	\$10,000	\$34,794	\$34,178	\$35,182	\$35,022	\$35,000
101-000-000-313-84-00-00	Local 1-Cent Fuel Tax	\$50,069	\$49,008	\$65,188	\$58,154	\$26,683	\$9,280	\$22,698	\$35,000
101-000-000-333-97-00-00	Federal Grant - FEMA	\$0	\$0	\$199,234	\$0	\$35,567	\$209,679	\$79,727	\$900,000
101-000-000-334-01-80-00	State Military Dept Grant	\$0	\$0	\$31,946	\$0	\$5,707	\$34,921	\$8,216	\$50,000
101-000-000-334-03-80-00	TIB Grant Funds	\$0	\$46,384	\$0	\$0	\$0	\$0	\$173,516	\$142,500
101-000-000-334-04-20-01	Dept of Commerce-Sidewalks/Trails	\$0	\$0	\$0	\$0	\$0	\$0	\$73,500	\$0
101-000-000-336-00-71-00	Multimodel Transportation	\$1,501	\$1,817	\$2,211	\$2,201	\$2,187	\$2,229	\$2,292	\$2,262
101-000-000-336-00-87-01	MV Fuel Tax	\$31,668	\$32,632	\$34,393	\$33,521	\$29,547	\$31,630	\$33,712	\$33,652
101-000-000-344-10-00-00	Signage	\$0	\$795	\$0	\$2,038	\$0	\$0	\$0	\$0
101-000-000-345-16-00-00	Mow/Tree Trim/Weedeat	\$1,440	\$1,300	\$1,320	\$1,328	\$2,152	\$940	\$40	\$0
101-000-000-359-00-00-84	Late Fee/Local MV Fuel Tax	\$43	\$0	\$0	\$0	\$315	\$0	\$62	\$0
101-000-000-361-40-10-00	Bank Interest	\$0	\$0	\$0	\$0	\$51	\$266	\$222	\$300
101-000-000-367-00-00-01	School St. Improvements-NVSD	\$0	\$0	\$0	\$0	\$0	\$0	\$8,182	\$0
101-000-000-395-21-00-00	Restitution/Gov't Facilities	\$0	\$0	\$0	\$0	\$0	\$0	\$198	\$0
101 Fund Total		\$84,721	\$141,935	\$344,292	\$132,037	\$136,386	\$324,126	\$437,386	\$1,198,714
103-000-000-311-11-00-00	Property Tax	\$0	\$0	\$15,000	\$29,952	\$29,297	\$15,547	\$30,115	\$30,000
103-000-000-333-97-00-00	Federal Grant - FEMA	\$0	\$0	\$0	\$0	\$0	\$0	\$214	\$0
103-000-000-334-01-80-00	State Military Dept Grant	\$0	\$0	\$0	\$0	\$0	\$0	\$12	\$0
103-000-000-343-60-00-00	Plot Purchase Fees	\$3,750	\$3,050	\$3,500	\$2,360	\$3,500	\$2,100	\$2,750	\$3,000
103-000-000-343-60-01-00	Plot Maintenance Fees	\$750	\$600	\$700	\$450	\$700	\$300	\$550	\$700
103-000-000-343-61-00-00	Headstone Setting Fees	\$660	\$0	\$0	\$660	\$880	\$220	\$880	\$900
103-000-000-361-40-10-00	Bank Interest	\$0	\$0	\$0	\$0	\$4	\$12	\$10	\$10
103-000-000-362-51-45-00	Land Rental	\$725	\$675	\$675	\$675	\$1,350	\$1,350	\$1,350	\$1,350
103-000-000-397-00-00-01	Transfer In	\$0	\$0	\$0	\$0	\$2,221	\$0	\$0	\$0
103 Fund Total		\$5,885	\$4,325	\$19,875	\$34,097	\$37,952	\$19,529	\$35,881	\$35,960
104-000-000-361-40-00-00	EDRF Loan Interest	\$4,993	\$5,021	\$4,319	\$2,982	\$1,689	\$1,120	\$1,301	\$1,145
104-000-000-361-40-10-00	Bank Interest	\$0	\$0	\$0	\$0	\$45	\$160	\$190	\$200
104-000-000-389-90-00-00	Principal Repayment EDRF	\$50,032	\$61,088	\$66,254	\$67,591	\$63,470	\$23,739	\$26,002	\$17,175
104 Fund Total		\$55,025	\$66,109	\$70,573	\$70,573	\$65,204	\$25,018	\$27,492	\$18,520
105-000-000-313-31-00-00	Motel/hotel Tax	\$2,280	\$2,600	\$2,984	\$3,990	\$2,712	\$4,702	\$4,137	\$4,400
105-000-000-361-40-10-00	Bank Interest	\$0	\$0	\$0	\$0	\$3	\$14	\$18	\$20
105 Fund Total		\$2,280	\$2,600	\$2,984	\$3,990	\$2,715	\$4,716	\$4,155	\$4,420
107-000-000-336-06-21-00	Criminal Justice-Lo-Pop	\$1,000	\$1,000	\$1,000	\$1,000	\$1,000	\$1,000	\$1,000	\$1,000
107-000-000-336-06-26-00	CJ - Special Programs	\$0	\$0	\$0	\$0	\$1,798	\$1,945	\$2,120	\$2,210
107-000-000-361-40-10-00	Bank Interest	\$0	\$0	\$0	\$0	\$3	\$11	\$13	\$15
107 Fund Total		\$1,000	\$1,000	\$1,000	\$1,000	\$2,802	\$2,955	\$3,134	\$3,225
301-000-000-318-34-00-00	REET1 - First Quarter %	\$26,968	\$33,263	\$42,343	\$50,554	\$47,149	\$66,947	\$61,251	\$60,000
301-000-000-361-11-00-00	Investment Interest	\$0	\$0	\$0	\$144	\$576	\$730	\$588	\$1,000
301-000-000-361-40-10-00	Bank Interest	\$0	\$0	\$0	\$0	\$30	\$131	\$193	\$200
301 Fund Total		\$26,968	\$33,263	\$42,343	\$50,698	\$47,756	\$67,809	\$62,031	\$61,200
302-000-000-318-35-00-00	REET2 - Second Quarter %	\$26,968	\$33,263	\$42,343	\$49,424	\$44,410	\$64,249	\$61,251	\$60,000
302-000-000-361-11-00-00	Investment Interest	\$0	\$0	\$0	\$144	\$576	\$730	\$588	\$1,000
302-000-000-361-40-10-00	Bank Interest	\$0	\$0	\$0	\$0	\$24	\$107	\$165	\$200

	302 Fund Total	\$26,968	\$33,263	\$42,343	\$49,568	\$45,010	\$65,086	\$62,003	\$61,200
401-000-000-333-97-00-00	Federal Grant - FEMA	\$0	\$0	\$0	\$0	\$0	\$16,410	\$21,601	\$225,000
401-000-000-334-01-80-00	State Military Dept Grant	\$0	\$0	\$0	\$0	\$0	\$3,523	\$1,118	\$12,500
401-000-000-343-40-00-00	Customer Rcts./Water	\$359,129	\$377,000	\$403,847	\$425,421	\$461,521	\$443,918	\$408,359	\$440,000
401-000-000-343-40-01-00	Consumer Rcts./Cogen	\$48,395	\$16,083	\$3,338	\$0	\$0	\$0	\$0	\$0
401-000-000-343-40-03-00	Water Right Use (moved 001)	\$0	\$21,265	\$0	\$0	\$0	\$0	\$0	\$0
401-000-000-343-40-04-00	Charges/Goods or Services-Water	\$8,769	\$1,537	\$0	\$104	\$2,328	\$530	\$495	\$1,000
401-000-000-343-40-30-00	Water Reconnect Fees	\$60	\$0	\$30	\$0	\$30	\$0	\$0	\$0
401-000-000-343-50-00-00	Consumer Rcts./Sewer	\$291,474	\$482,042	\$595,406	\$596,825	\$641,061	\$684,441	\$653,141	\$685,000
401-000-000-343-50-01-00	Consumer Rcts./Cogen	\$150,937	\$113,403	\$13,647	\$0	\$0	\$0	\$0	\$0
401-000-000-343-50-03-00	System Contributions	\$121,662	\$0	\$0	\$0	\$0	\$0	\$0	\$0
401-000-000-343-50-04-00	Charges/Goods or Services-Sewer	\$573	\$382	\$0	\$0	\$0	\$0	\$0	\$0
401-000-000-343-50-31-00	Sewer Non-Rev	\$65,791	\$69,096	\$72,388	\$73,439	\$172,466	\$73,990	\$94,071	\$90,000
401-000-000-346-20-00-00	Lab Fees/Analysis-Water	\$200	\$0	\$200	\$1,995	\$0	\$3,014	\$643	\$2,000
401-000-000-346-20-01-00	Lab Fees/Analysis-Sewer	\$1,671	\$3,341	\$316	\$1,024	\$1,494	\$100	\$2,411	\$2,500
401-000-000-361-40-10-00	Bank Interest	\$316	\$231	\$108	\$2	\$149	\$523	\$447	\$600
401-000-000-369-10-00-00	Sale of Surplus	\$0	\$0	\$0	\$0	\$0	\$0	\$891	\$0
401-000-000-395-20-00-00	Insurance Recoveries - capital	\$0	\$0	\$0	\$0	\$0	\$0	\$0	\$92,933
	401 Fund Total	\$1,048,977	\$1,084,379	\$1,089,280	\$1,098,810	\$1,279,050	\$1,226,449	\$1,183,178	\$1,551,533
403-000-000-343-40-02-00	New Water Hookups	\$51,160	\$45,030	\$36,070	\$72,420	\$43,725	\$43,220	\$32,410	\$29,000
403-000-000-343-50-02-00	New Sewer Hookups	\$68,650	\$58,175	\$48,060	\$91,810	\$62,630	\$60,955	\$41,035	\$31,250
403-000-000-361-11-00-00	Investment Interest	\$0	\$0	\$0	\$0	\$0	\$881	\$1,763	\$2,000
403-000-000-361-40-10-00	Bank Interest	\$0	\$0	\$0	\$0	\$107	\$334	\$384	\$500
403-000-000-381-20-00-01	Interfund Loan Repayment Received	\$0	\$0	\$0	\$0	\$0	\$0	\$460,000	\$0
	403 Fund Total	\$119,810	\$103,205	\$84,130	\$164,230	\$106,462	\$105,390	\$535,591	\$62,750
410-000-000-333-97-00-00	Federal Grant - FEMA	\$0	\$0	\$0	\$0	\$0	\$6,299	\$37,522	\$27,000
410-000-000-334-01-80-00	State Military Dept Grant	\$0	\$0	\$0	\$0	\$0	\$0	\$2,072	\$1,500
410-000-000-343-10-00-00	Storm Sewer Fees	\$14,837	\$15,257	\$15,395	\$15,559	\$16,419	\$29,357	\$31,508	\$34,500
410-000-000-343-10-01-00	Storm Sewer Hookups	\$8,836	\$7,215	\$10,115	\$14,225	\$8,325	\$7,215	\$2,775	\$5,550
410-000-000-361-40-10-00	Bank Interest	\$0	\$0	\$0	\$0	\$9	\$42	\$54	\$60
	410 Fund Total	\$23,672	\$22,472	\$25,510	\$29,784	\$24,754	\$42,913	\$73,932	\$68,610
411-000-000-333-97-00-01	FEMA Public Assistance Grant	\$0	\$0	\$0	\$0	\$0	\$4,682	\$20,956	\$18,000
411-000-000-334-01-80-00	State Military Dept Grant	\$0	\$0	\$0	\$0	\$0	\$566	\$1,145	\$1,000
411-000-000-334-03-80-00	TIB Pass Through Grant Funds	\$12,512	\$0	\$0	\$0	\$0	\$0	\$0	\$0
411-000-000-341-70-01-01	Goods/Services/TV (Closed)	\$3,301	\$0	\$0	\$0	\$0	\$0	\$0	\$0
411-000-000-341-70-01-01	POB/Engineering Match	\$10,470	\$0	\$0	\$0	\$0	\$0	\$0	\$0
411-000-000-343-20-00-01	Television Hook-Ups (Closed)	\$1,472	\$798	\$1,675	\$131	\$828	\$69	\$0	\$0
411-000-000-343-20-11-00	Incentives / QVC (Closed)	\$84	\$83	\$133	\$116	\$42	\$0	\$0	\$0
411-000-000-343-20-12-00	Customer TV Receipts (Closed)	\$128,087	\$115,487	\$117,733	\$93,330	\$5,965	\$0	\$0	\$0
411-000-000-343-30-10-00	Customer Electric Rcts.	\$2,277,992	\$2,403,449	\$2,392,510	\$2,299,391	\$2,280,507	\$2,299,648	\$2,394,376	\$2,634,500
411-000-000-343-30-10-01	Temporary Electric Hookups	\$1,430	\$990	\$1,100	\$1,760	\$1,320	\$1,430	\$990	\$1,100
411-000-000-343-30-10-02	New Electric Hook-Ups	\$6,087	\$21,443	\$12,521	\$9,551	\$17,955	\$34,737	\$19,747	\$20,000
411-000-000-343-30-10-03	Electric Reconnects	\$1,590	\$1,380	\$1,400	\$1,437	\$560	\$290	\$2,545	\$2,000
411-000-000-343-30-10-04	Goods/Services/Electric	\$33,433	\$15,812	\$9,241	\$59,406	\$39,914	\$101,793	\$47,768	\$50,000
411-000-000-345-29-00-00	BPA Conservation	\$31,472	\$26,866	\$0	\$103,187	\$57,654	\$13,711	\$104,691	\$42,815
411-000-000-361-40-10-00	Bank Interest	\$0	\$0	\$0	\$4	\$133	\$554	\$727	\$800

411-000-000-362-90-01-00	TV Reconnect Fees (Closed)	\$560	\$895	\$320	\$0	\$0	\$0	\$0	\$0
411-000-000-362-90-02-00	Pogozone Reimbursement	\$3,750	\$9,300	\$7,650	\$9,350	\$26,696	\$0	\$0	\$0
411-000-000-367-00-00-00	Energy Assistance Donations	\$0	\$0	\$0	\$0	\$420	\$0	\$42	\$500
411-000-000-369-91-00-00	Miscellaneous Revenues	\$102	\$0	\$0	\$120	\$0	\$11	\$0	\$0
411-000-000-377-00-01-00	Pt Bham-SCEDF Grant	\$0	\$0	\$12,978	\$0	\$0	\$0	\$0	\$0
411-000-000-381-20-00-01	Interfund Loan Repayment Received	\$0	\$0	\$0	\$0	\$0	\$0	\$280,000	\$0
411-000-000-398-10-00-00	Insurance/Restitution Recoveries	\$4,598	\$2,723	\$2,367	\$1,346	\$0	\$17,846	\$0	\$0
	411 Fund Total	\$2,516,939	\$2,599,225	\$2,559,627	\$2,579,131	\$2,431,994	\$2,475,336	\$2,872,988	\$2,770,715
412-000-000-382-10-00-00	Light Refundable Deposits	\$12,930	\$14,830	\$12,329	\$10,390	\$53,277	\$12,101	\$9,618	\$15,000
	412 Fund Total	\$12,930	\$14,830	\$12,329	\$10,390	\$53,277	\$12,101	\$9,618	\$15,000
415-000-000-382-10-00-00	TV Refundable Deposits (Closed)	\$135	\$235	\$0	\$17	\$177	\$0	\$0	\$0
	415 Fund Total (Fund Closed)	\$135	\$235	\$0	\$17	\$177	\$0	\$0	\$0
	Grand Total	\$5,313,456	\$5,591,004	\$5,930,135	\$5,971,006	\$6,384,111	\$6,875,600	\$10,631,989	\$9,734,689

Expenditure - 6 year History - 2023 Budget

Account Number	Description	2016	2017	2018	2019	2020	2021	2022 Est Ending	2023 Budget
001-000-000-511-60-10-00	Legislative Salaries	\$7,500	\$7,500	\$7,500	\$9,000	\$9,000	\$9,000	\$9,000	\$9,000
001-000-000-511-60-20-00	Legislative Benefits	\$616	\$631	\$630	\$773	\$772	\$774	\$850	\$810
001-000-000-511-60-30-00	Legislative Supplies	\$0	\$0	\$0	\$0	\$4,638	\$1,815	\$2,965	\$3,000
001-000-000-511-60-41-00	Legislative Publication	\$3,115	\$4,641	\$4,702	\$4,946	\$3,531	\$3,865	\$1,168	\$4,000
001-000-000-511-60-41-01	Code Supplement	\$2,630	\$1,350	\$2,254	\$2,478	\$5,198	\$2,429	\$1,890	\$3,000
001-000-000-511-60-43-00	Travel/Training	\$0	\$0	\$0	\$0	\$35	\$0	\$0	\$500
	001-000-000-511 Total	\$13,861	\$14,121	\$15,086	\$17,198	\$23,174	\$17,883	\$15,873	\$20,310
001-000-000-512-50-10-00	Jud/Crt Clk/Judge Salaries	\$62,085	\$74,310	\$59,798	\$64,601	\$62,114	\$48,449	\$51,000	\$53,910
001-000-000-512-50-20-00	Judicial Benefits	\$18,538	\$31,077	\$24,222	\$25,857	\$23,730	\$12,946	\$14,000	\$18,415
001-000-000-512-50-31-00	Judicial/court Supplies	\$2,074	\$1,242	\$1,524	\$1,358	\$4,543	\$4,584	\$2,000	\$2,000
001-000-000-512-50-41-00	Judicial/Crt Appt'd Atty.	\$12,821	\$8,655	\$11,031	\$16,781	\$15,700	\$15,700	\$15,800	\$16,000
001-000-000-512-50-41-01	Prof Serv./Witness/Jury	\$33,619	\$29,531	\$29,873	\$35,406	\$25,455	\$24,900	\$25,599	\$26,000
	001-000-000-512 Total	\$129,136	\$144,814	\$126,447	\$144,003	\$131,542	\$106,579	\$108,399	\$116,325
001-000-000-513-10-10-00	Executive Salary	\$6,900	\$6,900	\$6,900	\$7,200	\$7,200	\$7,711	\$8,100	\$8,100
001-000-000-513-10-20-00	Executive Benefits	\$536	\$539	\$539	\$581	\$581	\$622	\$700	\$700
001-000-000-513-10-49-00	Expense For Mayor	\$3,251	\$2,688	\$3,485	\$3,711	\$5,083	\$1,869	\$2,238	\$2,500
	001-000-000-513 Total	\$10,688	\$10,128	\$10,924	\$11,493	\$12,864	\$10,202	\$11,038	\$11,300
001-000-000-514-20-10-00	F/A Salaries	\$33,110	\$40,679	\$51,845	\$53,895	\$34,336	\$45,894	\$65,742	\$73,650
001-000-000-514-20-20-00	F/A Benefits	\$13,341	\$15,975	\$13,271	\$17,198	\$11,119	\$16,345	\$19,223	\$21,950
001-000-000-514-20-31-00	Office Supplies	\$926	\$1,802	\$2,056	\$1,647	\$3,221	\$19	\$397	\$500
001-000-000-514-20-43-00	Travel & Training	\$2,031	\$1,538	\$1,681	\$1,562	\$510	\$360	\$1,328	\$2,000
001-000-000-514-20-49-00	Banking Fees	\$2,694	\$2,250	\$1,410	\$897	\$1,259	\$5,416	\$2,137	\$2,000
001-000-000-514-20-49-01	F/A Dues	\$245	\$250	\$549	\$75	\$225	\$105	\$75	\$300
001-000-000-514-23-41-00	F/A State Auditor	\$3,433	\$21,976	\$838	\$40,894	\$50	\$0	\$40,000	\$20,000
001-000-000-514-23-49-00	AWC	\$2,452	\$1,801	\$1,873	\$1,976	\$1,949	\$2,296	\$2,641	\$2,900
001-000-000-514-40-40-00	F/A Election Costs	\$2,514	\$2,187	\$1,619	\$2,366	\$1,765	\$2,412	\$2,500	\$2,500
	001-000-000-514 Total	\$60,746	\$88,457	\$75,141	\$120,509	\$54,436	\$72,847	\$134,043	\$125,800
001-000-000-515-31-41-00	City Attorney Fees	\$16,613	\$14,142	\$24,175	\$32,569	\$34,334	\$32,074	\$30,537	\$35,000
	001-000-000-515 Total	\$16,613	\$14,142	\$24,175	\$32,569	\$34,334	\$32,074	\$30,537	\$35,000
001-000-000-518-20-41-00	City Facilities Planner (Closed)	\$2,272	\$0	\$0	\$0	\$0	\$0	\$0	\$0
001-000-000-518-10-40-10	Personnel Services	\$0	\$0	\$0	\$0	\$0	\$0	\$3,695	\$100,000
001-000-000-518-20-42-00	Communications	\$1,000	\$845	\$1,455	\$2,340	\$6,047	\$4,450	\$8,605	\$4,500
001-000-000-518-20-44-00	COS Dues/Assessments	\$0	\$0	\$0	\$0	\$1,435	\$2,036	\$1,538	\$2,000
001-000-000-518-20-47-00	City Bldgs. Power	\$493	\$247	\$2,296	\$2,378	\$1,716	\$1,322	\$918	\$1,500
001-000-000-518-20-48-00	Maintenance	\$8,673	\$13,127	\$14,037	\$17,824	\$8,474	\$1,542	\$2,672	\$4,000
001-000-000-518-20-49-00	Miscellaneous (Closed)	\$0	\$626	\$320	\$480	\$0	\$0	\$0	\$0
001-000-000-518-30-10-00	Custodial Salaries	\$3,871	\$6,781	\$5,708	\$7,078	\$3,604	\$2,657	\$1,458	\$4,650
001-000-000-518-30-20-00	Custodial Benefits	\$0	\$0	\$0	\$0	\$320	\$239	\$131	\$450
001-000-000-518-30-30-00	Central Supplies	\$0	\$0	\$0	\$38	\$4,400	\$7,113	\$11,190	\$5,000
001-000-000-518-30-41-00	Fire Systems/Security/Safety	\$1,339	\$1,081	\$1,742	\$349	\$866	\$771	\$5,786	\$500

001-000-000-518-30-41-01	Pest Control/City Buildings	\$651	\$868	\$109	\$217	\$434	\$434	\$228	\$250
001-000-000-518-30-46-00	Insurance & Bonds	\$10,657	\$13,730	\$12,351	\$1,443	\$20,048	\$19,938	\$29,666	\$21,333
001-000-000-518-40-41-00	Professional Services	\$42,057	\$54,981	\$43,429	\$95,332	\$16,145	\$32,035	\$61,089	\$60,000
001-000-000-518-40-43-00	Travel Expense	\$626	\$2,513	\$10,966	\$1,196	\$43	\$764	\$0	\$500
001-000-000-518-40-47-00	Garbage/Supplies/Library	\$564	\$837	\$916	\$530	\$0	\$0	\$500	\$500
001-000-000-518-63-40-00	Coronavirus Relief Grant	\$0	\$0	\$0	\$0	\$68,500	\$0	\$0	\$0
001-000-000-518-63-40-01	ARPA Grant	\$0	\$0	\$0	\$0	\$0	\$133,526	\$9,891	\$0
001-000-000-518-90-49-00	WCOG Dues	\$832	\$880	\$935	\$971	\$982	\$982	\$1,105	\$1,200
	001-000-000-518 Total	\$73,035	\$96,517	\$94,264	\$130,177	\$133,013	\$207,808	\$138,473	\$206,383
001-000-000-521-20-10-00	Police Salaries	\$472,964	\$495,246	\$476,316	\$488,580	\$533,820	\$543,677	\$580,000	\$626,475
001-000-000-521-20-10-01	Stonegarden OT	\$10,376	\$11,611	\$27,631	\$33,483	\$51,341	\$41,125	\$59,668	\$10,000
001-000-000-521-20-20-00	Police Benefits	\$214,231	\$203,460	\$194,637	\$205,294	\$205,660	\$232,348	\$265,000	\$280,535
001-000-000-521-20-20-01	Uniform Expense	\$4,140	\$4,603	\$5,052	\$3,279	\$4,783	\$4,627	\$4,482	\$4,500
001-000-000-521-20-30-00	Supplies	\$3,409	\$4,402	\$7,553	\$5,970	\$7,741	\$6,168	\$14,727	\$10,000
001-000-000-521-20-32-00	Fuel Consumption	\$4,793	\$4,233	\$14,975	\$22,005	\$15,760	\$19,602	\$25,614	\$22,000
001-000-000-521-20-33-00	Sm Tools/Equip	\$0	\$0	\$0	\$0	\$4,724	\$12,799	\$27,657	\$17,900
001-000-000-521-20-40-00	Professional Services	\$9,589	\$19,690	\$7,916	\$9,617	\$9,387	\$729	\$1,483	\$5,000
001-000-000-521-20-40-01	NW Technology Support	\$0	\$0	\$6,259	\$7,083	\$9,303	\$10,523	\$15,446	\$11,000
001-000-000-521-20-40-02	Dispatch	\$0	\$0	\$0	\$9,618	\$33,926	\$28,775	\$37,901	\$48,881
001-000-000-521-20-41-00	Communications	\$2,866	\$3,633	\$6,506	\$8,214	\$18,916	\$10,932	\$18,178	\$15,000
001-000-000-521-20-48-00	Maintenance & Repairs	\$5,385	\$9,153	\$11,277	\$16,069	\$10,130	\$12,035	\$26,460	\$15,000
001-000-000-521-20-49-00	Dues/Memberships	\$0	\$0	\$0	\$0	\$0	\$4,815	\$5,533	\$5,800
001-000-000-521-20-49-01	CBP Seizure Expend	\$15,162	\$16,543	\$11,641	\$2,750	\$2,123	\$1,550	\$0	\$7,290
001-000-000-521-40-42-00	Travel Expense	\$449	\$65	\$30	\$340	\$182	\$111	\$1,511	\$2,000
001-000-000-521-40-49-00	Education & Training	\$583	\$0	\$7,390	\$3,428	\$1,342	\$1,666	\$0	\$8,050
001-000-000-521-50-46-00	Insurance & Bonds	\$17,773	\$18,423	\$22,600	\$2,319	\$14,998	\$21,170	\$23,157	\$29,520
	001-000-000-521 Total	\$761,718	\$791,062	\$799,783	\$818,050	\$924,136	\$952,651	\$1,106,816	\$1,118,951
001-000-000-522-20-40-01	Public Safety/EMS	\$0	\$0	\$0	\$15,353	\$14,823	\$17,726	\$18,898	\$20,400
001-000-000-522-20-49-00	Fire District Agreement	\$153,505	\$170,777	\$194,365	\$217,715	\$229,501	\$242,772	\$279,501	\$240,000
	001-000-000-522 Total	\$153,505	\$170,777	\$194,365	\$233,068	\$244,324	\$260,498	\$298,400	\$260,400
001-000-000-523-30-49-00	Probation Services	\$15,653	\$17,748	\$21,105	\$15,930	\$14,856	\$22,360	\$22,817	\$23,000
001-000-000-523-50-49-00	Jail Services	\$30,301	\$17,058	\$16,526	\$49,661	\$30,644	\$31,636	\$21,449	\$25,000
	001-000-000-523 Total	\$45,954	\$34,807	\$37,631	\$65,591	\$45,500	\$53,996	\$44,265	\$48,000
001-000-000-524-20-10-00	Building Salaries	\$0	\$0	\$0	\$0	\$13,157	\$15,209	\$15,619	\$27,740
001-000-000-524-20-20-00	Building Benefits	\$0	\$0	\$0	\$0	\$7,482	\$7,887	\$7,940	\$15,620
001-000-000-524-20-40-00	Building Inspection	\$0	\$0	\$0	\$5,127	\$12,744	\$2,684	\$3,425	\$5,000
	001-000-000-524 Total	\$0	\$0	\$0	\$5,127	\$33,383	\$25,781	\$26,983	\$48,360
001-000-000-525-10-49-00	Emergency Services	\$3,243	\$3,682	\$3,801	\$4,903	\$4,965	\$4,825	\$4,986	\$6,254
001-000-000-525-30-30-00	Disaster Recovery	\$0	\$0	\$0	\$0	\$13,856	\$668,249	\$709,777	\$1,518,383
001-000-000-525-60-49-00	Disaster Preparedness	\$0	\$0	\$0	\$0	\$0	\$0	\$5,225	\$20,000
	001-000-000-525 Total	\$3,243	\$3,682	\$3,801	\$4,903	\$18,821	\$673,074	\$719,988	\$1,544,637
001-000-000-554-30-49-00	Animal Control	\$350	\$100	\$0	\$1,013	\$100	\$300	\$750	\$1,000
001-000-000-554-90-40-00	NW Clean Air Agency	\$514	\$513	\$531	\$550	\$557	\$561	\$583	\$870
	001-000-000-554 Total	\$864	\$613	\$531	\$1,563	\$657	\$861	\$1,333	\$1,870
001-000-000-558-60-40-00	Planning Services	\$0	\$0	\$0	\$0	\$31,223	\$34,633	\$29,786	\$20,000
001-000-000-558-60-41-01	PS/Plan Check Fees	\$1,075	\$636	\$0	\$1,233	\$3,463	\$3,422	\$7,500	\$5,000

001-000-000-558-60-41-05	Land Use/SMP/UGA/Comp/GMA	\$21,345	\$2,739	\$20	\$1,469	\$6,427	\$12,951	\$0	\$25,000
001-000-000-558-70-41-01	J Creek Improv/SOCCO	\$0	\$0	\$0	\$1,573	\$0	\$0	\$0	\$0
	001-000-000-558 Total	\$22,419	\$3,375	\$20	\$4,275	\$41,113	\$51,006	\$37,286	\$50,000
001-000-000-562-90-41-00	Dept. of Health (Moved 401)	\$1,302	\$1,257	\$1,451	\$2,509	\$1,215	\$0	\$0	\$0
001-000-000-565-10-00-00	Energy Assistance (Moved 411)	\$0	\$0	\$420	\$0	\$0	\$0	\$0	\$0
	001-000-000-566 Total	\$1,302	\$1,257	\$1,871	\$2,509	\$1,215	\$0	\$0	\$0
001-000-000-566-00-44-00	2% LP/Substance Abuse Treatment	\$684	\$919	\$693	\$0	\$702	\$944	\$1,165	\$1,200
	001-000-000-566 Total	\$684	\$919	\$693	\$0	\$702	\$944	\$1,165	\$1,200
001-000-000-572-50-40-00	Library Expense	\$0	\$0	\$0	\$0	\$1,416	\$149	\$0	\$3,300
	001-000-000-572 Total	\$0	\$0	\$0	\$0	\$1,416	\$149	\$0	\$3,300
001-000-000-573-90-30-00	Holiday/Festive Occasions	\$0	\$0	\$1,363	\$652	\$7	\$1,664	\$3,207	\$3,000
001-000-000-573-90-31-00	Community Fundraisers	\$2,064	\$0	\$1,393	\$1,110	\$1,085	\$1,111	\$1,195	\$1,200
	001-000-000-573 Total	\$2,064	\$0	\$2,755	\$1,763	\$1,092	\$2,776	\$4,402	\$4,200
001-000-000-575-50-49-00	Youth Operations (Closed)	\$0	\$0	\$0	\$1,896	\$0	\$0	\$0	\$0
001-000-000-575-50-49-01	Senior/Community Center	\$1,229	\$1,638	\$1,762	\$11,323	\$8,782	\$8,806	\$1,549	\$3,300
001-000-000-575-50-49-02	Historical Society	\$0	\$0	\$0	\$1,721	\$2,200	\$18,015	\$2,954	\$4,000
	001-000-000-575 Total	\$1,229	\$1,638	\$1,762	\$14,939	\$10,982	\$26,820	\$4,503	\$7,300
001-000-000-576-40-31-00	Ballfield Supplies	\$192	\$493	\$0	\$107	\$2,431	\$0	\$0	\$1,000
001-000-000-576-40-32-00	Ballfield - Fuel/Propane	\$497	\$2,175	\$761	\$280	\$0	\$514	\$334	\$500
001-000-000-576-40-47-00	Ballfield/Garbage Service	\$1,753	\$1,129	\$1,649	\$1,649	\$536	\$0	\$0	\$0
001-000-000-576-40-48-00	Contracted Maintenance (Closed)	\$4,510	\$5,330	\$4,920	\$4,100	\$0	\$0	\$0	\$0
001-000-000-576-40-48-02	Maintenance-Ballfields	\$4,314	\$3,619	\$3,000	\$3,475	\$3,751	\$5,792	\$6,921	\$7,000
001-000-000-576-80-10-00	Park Salaries	\$10,139	\$12,322	\$14,838	\$19,539	\$13,254	\$13,226	\$23,326	\$23,130
001-000-000-576-80-20-00	Park Benefits	\$2,907	\$3,451	\$3,670	\$4,999	\$6,973	\$5,601	\$6,786	\$7,250
001-000-000-576-80-31-00	Material/Supplies	\$2,226	\$1,660	\$3,991	\$10,432	\$9,523	\$18,481	\$35,754	\$10,000
001-000-000-576-80-46-00	Insurance & Bonds	\$0	\$0	\$0	\$0	\$0	\$0	\$0	\$8,720
001-000-000-576-80-48-00	Maintenance-Parks	\$915	\$2,670	\$8,000	\$8,884	\$10,713	\$23,111	\$11,360	\$12,000
	001-000-000-576 Total	\$27,453	\$32,849	\$40,829	\$53,464	\$47,180	\$66,724	\$84,481	\$69,600
001-000-000-581-20-00-01	Interfund Loan Repayment	\$0	\$0	\$0	\$0	\$0	\$0	\$740,000	\$0
	001-000-000-581 Total	\$0	\$0	\$0	\$0	\$0	\$0	\$740,000	\$0
001-000-000-589-30-01-00	State Gun Permit Fees(moved 631)	\$914	\$594	\$836	\$0	\$0	\$0	\$0	\$0
001-000-000-589-30-02-00	Bldg. Permit Remit (moved 631)	\$180	\$131	\$383	\$0	\$0	\$0	\$0	\$0
	001-000-000-581 Total	\$1,094	\$725	\$1,219	\$0	\$0	\$0	\$0	\$0
001-000-000-594-18-64-00	CO/ General Gov't.	\$0	\$0	\$2,732	\$11,957	\$0	\$0	\$0	\$27,000
001-000-000-594-21-60-00	Patrol Car Replacement	\$0	\$36,356	\$38,673	\$54,532	\$45,407	\$430	\$56,402	\$0
001-000-000-594-76-60-00	PW Vehicle Replacement	\$0	\$0	\$0	\$0	\$0	\$0	\$11,866	\$0
001-000-000-594-76-63-01	Parks Capital Outlay	\$4,545	\$2,629	\$47,961	\$42,580	\$333,839	\$534,118	\$1,096,421	\$309,000
001-000-000-594-76-63-02	Parks Capital Outlay - Spray Park	\$0	\$0	\$0	\$0	\$0	\$31,722	\$1,862	\$29,939
	001-000-000-594 Total	\$4,545	\$38,984	\$89,366	\$109,069	\$379,246	\$566,270	\$1,166,552	\$365,939
001-000-000-597-00-00-01	Transfer Out	\$0	\$0	\$0	\$0	\$2,221	\$0	\$0	\$0
	001-000-000-597 Total	\$0	\$0	\$0	\$0	\$2,221	\$0	\$0	\$0
	001 Fund Total	\$1,330,154	\$1,448,867	\$1,520,663	\$1,770,268	\$2,141,350	\$3,128,944	\$4,674,537	\$4,038,875
101-000-000-542-30-10-00	Street Salaries	\$45,726	\$52,256	\$48,767	\$47,622	\$20,196	\$31,361	\$46,047	\$57,300
101-000-000-542-30-20-00	Benefits	\$18,824	\$21,296	\$17,513	\$18,349	\$10,269	\$15,760	\$17,619	\$24,300
101-000-000-542-30-48-00	Roadway-Maintenance	\$10,676	\$8,649	\$15,538	\$38,918	\$17,415	\$27,474	\$21,620	\$15,000
101-000-000-542-30-48-01	Equip Maint & Repairs	\$18	\$0	\$0	\$1,460	\$11,763	\$11,130	\$6,364	\$8,000

101-000-000-542-61-48-00	Sidewalks	\$0	\$0	\$0	\$910	\$1,476	\$3,571	\$1,041	\$2,000
101-000-000-542-63-00-00	Street Lighting	\$0	\$0	\$0	\$0	\$0	\$0	\$2,049	\$5,000
101-000-000-542-63-40-01	ARPA Grant	\$0	\$0	\$0	\$0	\$0	\$0	\$0	\$0
101-000-000-542-64-48-00	Traffic Control Devices	\$1,065	\$4,632	\$3,010	\$8,462	\$8,099	\$2,388	\$665	\$1,000
101-000-000-542-66-48-00	Snow & Ice	\$35	\$6,013	\$1,707	\$3,731	\$7,663	\$2,025	\$8,845	\$8,000
101-000-000-542-67-48-00	Street Sweeping	\$0	\$0	\$0	\$603	\$9,255	\$18,402	\$9,209	\$9,000
	101-000-000-542 Total	\$76,344	\$92,846	\$86,536	\$120,053	\$86,135	\$112,112	\$113,459	\$129,600
101-000-000-543-30-31-00	Materials/Supplies	\$0	\$0	\$0	\$0	\$0	\$0	\$7,220	\$5,000
101-000-000-543-30-46-00	Insurance & Bonds	\$0	\$0	\$0	\$0	\$0	\$2,117	\$2,091	\$2,000
101-000-000-543-30-48-00	Equipment/Maintenance	\$0	\$0	\$0	\$0	\$0	\$0	\$37,078	\$5,000
101-000-000-543-30-49-00	Bank Fees	\$0	\$0	\$0	\$0	\$145	\$145	\$170	\$200
	101-000-000-543 Total	\$0	\$0	\$0	\$0	\$145	\$2,262	\$46,560	\$12,200
101-000-000-594-42-63-00	Street Capital Outlay	\$4,545	\$0	\$0	\$7,538	\$0	\$0	\$15,817	\$10,000
101-000-000-594-45-60-00	PW Vehicle Replacement	\$0	\$0	\$0	\$0	\$0	\$0	\$8,919	\$0
	101-000-000-594 Total	\$4,545	\$0	\$0	\$7,538	\$0	\$0	\$24,735	\$10,000
101-000-000-595-30-60-00	Storm Damage Repairs	\$0	\$0	\$0	\$26,000	\$158,860	\$63,111	\$203,409	\$1,000,000
101-000-000-595-30-60-01	School St. Improvements	\$0	\$0	\$0	\$0	\$0	\$0	\$156,461	\$0
101-000-000-595-61-60-01	Sidewalks-Capital Expenditures	\$0	\$0	\$0	\$0	\$0	\$6,555	\$86,878	\$10,000
101-000-000-595-63-00-00	TIB Grant Funds	\$3,815	\$46,384	\$0	\$0	\$0	\$0	\$28,000	\$150,000
	101-000-000-595 Total	\$3,815	\$46,384	\$0	\$26,000	\$158,860	\$69,666	\$474,748	\$1,160,000
	101 Fund Total	\$84,704	\$139,230	\$86,536	\$153,591	\$245,140	\$184,040	\$659,502	\$1,311,800
103-000-000-536-10-10-00	Cemetery Salaries	\$1,983	\$2,118	\$3,995	\$23,264	\$1,367	\$14,223	\$17,393	\$22,100
103-000-000-536-10-20-00	Benefits	\$1,152	\$1,199	\$2,464	\$7,638	\$854	\$9,582	\$10,183	\$11,600
103-000-000-536-10-41-00	Professional Services	\$359	\$113	\$441	\$3,106	\$9,560	\$141	\$2,418	\$2,500
103-000-000-536-10-48-00	Contracted Maintenance (Closed)	\$14,850	\$17,550	\$16,200	\$4,050	\$0	\$0	\$0	\$0
103-000-000-536-20-31-00	Materials & Supplies	\$0	\$241	\$0	\$4,374	\$445	\$1,436	\$1,780	\$2,000
103-000-000-536-20-40-00	Maintenance	\$0	\$0	\$0	\$9,457	\$2,521	\$0	\$0	\$0
103-000-000-536-20-44-00	COS Dues/Assessments	\$0	\$0	\$0	\$0	\$0	\$0	\$10	\$50
103-000-000-536-20-46-00	Insurance & Bonds	\$0	\$0	\$0	\$0	\$0	\$706	\$628	\$800
103-000-000-536-20-48-00	Equipment/Maintenance	\$0	\$0	\$0	\$3,415	\$292	\$2,022	\$162	\$2,000
103-000-000-536-20-49-00	Bank Fees	\$0	\$0	\$0	\$0	\$8	\$7	\$7	\$20
103-000-000-594-36-63-00	Cemetery CO	\$289	\$0	\$0	\$0	\$0	\$0	\$0	\$0
	103-000-000-536 Total	\$18,633	\$21,220	\$23,099	\$55,305	\$15,048	\$28,118	\$32,582	\$41,070
	103 Fund Total	\$18,633	\$21,220	\$23,099	\$55,305	\$15,048	\$28,118	\$32,582	\$41,070
104-000-000-558-70-40-01	Economic Development	\$150,000	\$50,000	\$0	\$0	\$0	\$100,000	\$0	\$0
104-000-000-558-70-48-00	Recording Fees	\$0	\$0	\$0	\$0	\$0	\$0	\$675	\$0
104-000-000-558-70-49-00	Bank Fees	\$0	\$0	\$0	\$0	\$107	\$96	\$120	\$200
	104-000-000-558 Total	\$150,000	\$50,000	\$0	\$0	\$107	\$100,096	\$795	\$200
	104 Fund Total	\$150,000	\$50,000	\$0	\$0	\$107	\$100,096	\$795	\$200
105-000-000-557-30-41-00	Tourism Expenditures	\$2,000	\$2,000	\$3,875	\$250	\$0	\$2,100	\$3,000	\$10,000
105-000-000-557-30-49-00	Bank Fees	\$0	\$0	\$0	\$0	\$8	\$8	\$12	\$20
	105-000-000-557 Total	\$2,000	\$2,000	\$3,875	\$250	\$8	\$2,108	\$3,012	\$10,020
	105 Fund Total	\$2,000	\$2,000	\$3,875	\$250	\$8	\$2,108	\$3,012	\$10,020
107-000-000-521-30-41-00	DV Specialist	\$0	\$1,800	\$1,800	\$3,970	\$3,066	\$5,391	\$3,572	\$5,000
107-000-000-521-30-49-00	Bank Fees	\$0	\$0	\$0	\$0	\$7	\$6	\$9	\$20
	107-000-000-521 Total	\$0	\$1,800	\$1,800	\$3,970	\$3,074	\$5,397	\$3,582	\$5,020

	107 Fund Total	\$0	\$1,800	\$1,800	\$3,970	\$3,074	\$5,397	\$3,582	\$5,020
301-000-000-514-20-49-00	Bank Fees	\$0	\$0	\$0	\$0	\$71	\$102	\$180	\$300
301-000-000-594-19-63-00	Uncapitalized Expenses	\$0	\$0	\$97,528	\$0	\$0	\$0	\$0	\$0
	301-000-000-514 Total	\$0	\$0	\$97,528	\$0	\$71	\$102	\$180	\$300
	301 Fund Total	\$0	\$0	\$97,528	\$0	\$71	\$102	\$180	\$300
302-000-000-514-20-49-00	Bank Fees	\$0	\$0	\$0	\$0	\$58	\$89	\$158	\$300
302-000-000-594-19-63-00	Uncapitalized Expenses	\$0	\$0	\$97,528	\$0	\$0	\$0	\$0	\$0
	302-000-000-514 Total	\$0	\$0	\$97,528	\$0	\$58	\$89	\$158	\$300
	302 Fund Total	\$0	\$0	\$97,528	\$0	\$58	\$89	\$158	\$300
401-000-000-534-10-10-00	Water Salaries	\$117,981	\$119,436	\$125,862	\$128,053	\$171,842	\$179,674	\$189,916	\$231,635
401-000-000-534-10-20-00	Benefits	\$48,175	\$53,756	\$52,254	\$56,473	\$83,908	\$85,259	\$86,818	\$113,145
401-000-000-534-20-44-00	COS Dues/Assessments	\$0	\$0	\$0	\$0	\$0	\$0	\$284	\$300
401-000-000-534-34-31-00	Office/Operating Supplies	\$2,065	\$1,753	\$3,294	\$2,511	\$1,965	\$2,951	\$3,803	\$3,000
401-000-000-534-34-31-01	Materials/Supplies	\$34,624	\$19,801	\$28,445	\$79,396	\$41,157	\$37,222	\$56,137	\$35,000
401-000-000-534-34-32-00	Fuel Consumption	\$2,927	\$3,641	\$3,966	\$2,230	\$4,857	\$6,205	\$7,512	\$7,500
401-000-000-534-34-41-00	Professional Services	\$12,197	\$8,776	\$13,428	\$28,147	\$19,957	\$6,107	\$10,379	\$10,000
401-000-000-534-34-41-01	Water Analysys	\$0	\$926	\$3,341	\$1,484	\$8,702	\$4,108	\$7,542	\$7,500
401-000-000-534-34-41-02	Security	\$0	\$0	\$0	\$0	\$12,416	\$9,312	\$14,185	\$13,230
401-000-000-534-34-42-00	Communications	\$2,951	\$2,497	\$2,428	\$3,042	\$6,678	\$8,864	\$16,085	\$10,000
401-000-000-534-34-43-00	Travel Expense	\$1,061	\$159	\$10,791	\$1,450	\$67	\$302	\$937	\$1,500
401-000-000-534-34-44-00	Tax Commission	\$8,962	\$9,693	\$9,321	\$10,114	\$12,837	\$11,433	\$10,296	\$12,500
401-000-000-534-34-44-01	Dept of Health	\$0	\$0	\$0	\$0	\$0	\$1,215	\$1,215	\$1,500
401-000-000-534-34-46-00	Insurance	\$7,713	\$7,450	\$11,028	\$2,411	\$6,972	\$8,468	\$12,766	\$16,000
401-000-000-534-34-47-00	City Bldgs. Power	\$1,782	\$1,731	\$2,130	\$996	\$567	\$529	\$317	\$1,000
401-000-000-534-34-47-01	Pump Power	\$30,722	\$34,359	\$36,205	\$39,541	\$33,090	\$35,666	\$31,223	\$35,000
401-000-000-534-34-47-03	Water IN Lieu of	\$36,449	\$30,218	\$41,986	\$38,288	\$41,536	\$39,953	\$38,254	\$42,000
401-000-000-534-34-48-00	Maintenance & Repair	\$21,284	\$25,846	\$19,578	\$26,132	\$14,302	\$10,631	\$22,263	\$15,000
401-000-000-534-34-49-01	Bank Fees-Water	\$0	\$0	\$0	\$0	\$188	\$4,665	\$6,746	\$4,500
	401-000-000-534 Total	\$328,893	\$320,041	\$364,057	\$420,267	\$461,043	\$452,563	\$516,678	\$560,310
401-000-000-535-10-10-00	Sewer Salaries	\$45,658	\$53,355	\$72,635	\$94,825	\$153,386	\$158,832	\$161,102	\$197,260
401-000-000-535-10-20-00	Benefits	\$18,652	\$25,449	\$31,392	\$39,964	\$66,516	\$62,768	\$62,530	\$84,950
401-000-000-535-20-44-00	COS Dues/Assessments	\$0	\$0	\$0	\$0	\$0	\$0	\$265	\$300
401-000-000-535-35-31-00	Office Supplies	\$2,428	\$3,073	\$2,844	\$1,984	\$2,105	\$2,820	\$3,832	\$3,000
401-000-000-535-35-31-01	Materials/Supplies	\$2,098	\$3,974	\$10,191	\$4,707	\$19,943	\$17,499	\$13,198	\$15,000
401-000-000-535-35-31-02	Sewer Non-Expenditures	\$65,791	\$69,096	\$72,388	\$73,853	\$172,466	\$73,990	\$94,071	\$90,000
401-000-000-535-35-32-00	Fuel Consumption	\$4,255	\$5,328	\$2,627	\$2,053	\$4,662	\$5,544	\$6,892	\$7,000
401-000-000-535-35-41-00	Professional Services	\$14,856	\$10,817	\$10,070	\$20,172	\$3,008	\$1,377	\$83,144	\$5,000
401-000-000-535-35-41-01	Sewer Expenses/Analysis	\$2,312	\$6,546	\$10,211	\$6,276	\$4,233	\$10,084	\$3,222	\$5,000
401-000-000-535-35-41-02	Security	\$0	\$0	\$0	\$0	\$32,902	\$24,677	\$35,700	\$35,060
401-000-000-535-35-42-00	Communications	\$3,852	\$3,888	\$3,455	\$4,281	\$7,711	\$6,388	\$9,353	\$8,000
401-000-000-535-35-43-00	Travel Expense	\$0	\$117	\$8,419	\$71	\$12	\$80	\$218	\$500
401-000-000-535-35-44-00	Tax Commission	\$19,696	\$24,738	\$23,606	\$23,755	\$24,694	\$24,559	\$25,578	\$28,000
401-000-000-535-35-46-00	Insurance	\$11,488	\$10,724	\$13,279	\$3,110	\$7,105	\$7,057	\$13,072	\$16,900
401-000-000-535-35-47-00	City Bldgs. Power	\$2,475	\$3,091	\$2,496	\$996	\$567	\$529	\$367	\$1,000
401-000-000-535-35-47-01	Pump Power	\$5,120	\$2,809	\$2,741	\$3,023	\$3,205	\$4,350	\$3,355	\$3,500
401-000-000-535-35-47-03	Sewer-IN Lieu of	\$50,222	\$44,617	\$63,788	\$53,714	\$57,696	\$61,600	\$59,788	\$66,000

401-000-000-535-35-48-00	Maintenance/Repairs	\$6,075	\$33,520	\$23,143	\$20,844	\$10,975	\$20,059	\$15,768	\$15,000
401-000-000-535-35-48-01	Contract/Sewer Bills	\$238,523	\$242,653	\$274,814	\$292,895	\$335,131	\$394,740	\$359,373	\$380,000
401-000-000-535-35-48-02	ERU True-Up	\$65,097	\$0	\$0	\$0	\$0	\$0	\$0	\$0
401-000-000-535-35-49-00	Bank Fees-Sewer	\$0	\$0	\$0	\$0	\$188	\$4,665	\$6,846	\$5,500
	401-000-000-535 Total	\$558,598	\$543,795	\$628,101	\$646,524	\$906,506	\$881,616	\$957,673	\$966,970
401-000-000-591-34-78-00	Edi Loan / Principle	\$2,954	\$18,681	\$0	\$0	\$0	\$0	\$0	\$0
401-000-000-591-35-78-00	Edi Loan / Principle	\$2,954	\$18,681	\$0	\$0	\$0	\$0	\$0	\$0
401-000-000-592-34-83-00	Edi Loan / Interest	\$325	\$483	\$0	\$0	\$0	\$0	\$0	\$0
401-000-000-592-35-83-00	Edi Loan / Interest	\$325	\$483	\$0	\$0	\$0	\$0	\$0	\$0
401-000-000-594-34-60-00	PW Vehicle Replacement	\$0	\$0	\$0	\$0	\$0	\$0	\$11,892	\$0
401-000-000-594-34-35	Storm Damage Repairs	\$0	\$0	\$0	\$0	\$0	\$0	\$0	\$250,000
401-000-000-594-34-64-00	Capital Outlay	\$1,878	\$0	\$1,527	\$12,495	\$0	\$0	\$27,625	\$0
401-000-000-594-35-60-00	PW Vehicle Replacement	\$0	\$0	\$0	\$43,678	\$0	\$0	\$11,892	\$0
401-000-000-594-35-64-00	Capital Outlay	\$2,745	\$7,937	\$16,527	\$19,040	\$0	\$72,168	\$0	\$0
401-000-000-597-00-01-00	Surplus Transfer	\$0	\$0	\$21,265	\$0	\$0	\$0	\$0	\$0
	401-000-000-594 Total	\$11,181	\$46,265	\$39,319	\$75,213	\$0	\$72,168	\$51,409	\$250,000
	401 Fund Total	\$898,671	\$910,100	\$1,031,478	\$1,142,004	\$1,367,548	\$1,406,347	\$1,525,760	\$1,777,280
403-000-000-534-34-49-00	Bank Fees-Water	\$0	\$0	\$0	\$0	\$128	\$354	\$210	\$350
	403-000-000-534 Total	\$0	\$0	\$0	\$0	\$128	\$354	\$210	\$350
403-000-000-535-35-49-00	Bank Fees-Sewer	\$0	\$0	\$0	\$0	\$128	\$354	\$210	\$350
	403-000-000-535 Total	\$0	\$0	\$0	\$0	\$128	\$354	\$210	\$350
403-000-000-581-10-00-01	Interfund Loan	\$0	\$0	\$0	\$0	\$0	\$0	\$460,000	\$0
	403-000-000-581 Total	\$0	\$0	\$0	\$0	\$0	\$0	\$460,000	\$0
403-000-000-594-34-64-00	C.O. Water	\$0	\$0	\$0	\$22,475	\$0	\$0	\$0	\$75,000
403-000-000-594-35-64-00	C.O. Sewer	\$0	\$67,729	\$0	\$22,475	\$0	\$0	\$0	\$25,000
	403-000-000-594 Total	\$0	\$67,729	\$0	\$44,950	\$0	\$0	\$0	\$100,000
	403 Fund Total	\$0	\$67,729	\$0	\$44,950	\$256	\$707	\$460,420	\$100,700
410-000-000-531-20-44-00	COS Dues/Assessments	\$0	\$0	\$0	\$0	\$0	\$0	\$17	\$50
410-000-000-531-20-46-00	Insurance	\$0	\$0	\$0	\$0	\$0	\$0	\$18	\$20
410-000-000-531-20-49-00	Bank Fees	\$0	\$0	\$0	\$0	\$23	\$24	\$35	\$50
410-000-000-531-38-48-00	Storm Sewer Expenses	\$10,752	\$6,279	\$14,082	\$29,261	\$42,357	\$32,354	\$34,049	\$30,000
410-000-000-531-38-48-01	Security	\$0	\$0	\$0	\$0	\$4,346	\$3,259	\$5,055	\$4,630
	410-000-000-531 Total	\$10,752	\$6,279	\$14,082	\$29,261	\$46,726	\$35,637	\$39,174	\$34,750
	410 Fund Total	\$10,752	\$6,279	\$14,082	\$29,261	\$46,726	\$35,637	\$39,174	\$34,750
411-000-000-532-10-10-00	TV Salaries (Closed)	\$7,176	\$6,687	\$7,505	\$5,837	\$0	\$0	\$0	\$0
411-000-000-532-10-41-00	TV Subscriber Fees (Closed)	\$116,736	\$114,004	\$119,104	\$104,861	\$25,846	\$0	\$0	\$0
411-000-000-532-10-48-00	TV Maintenance (Closed)	\$5,727	\$2,054	\$723	\$468	\$523	\$0	\$0	\$0
411-000-000-532-32-44-00	TV Tax Commission (Closed)	\$1,708	\$1,842	\$1,759	\$1,122	\$4	\$0	\$0	\$0
	411-000-000-533 Total	\$131,347	\$124,587	\$129,092	\$112,287	\$26,373	\$0	\$0	\$0
411-000-000-533-10-11-00	Light Salaries	\$284,315	\$300,439	\$333,054	\$320,376	\$296,053	\$281,885	\$292,882	\$375,300
411-000-000-533-10-20-00	Benefits / Electric	\$138,770	\$148,237	\$151,332	\$141,132	\$145,736	\$135,402	\$137,819	\$180,200
411-000-000-533-20-44-00	COS Dues/Assessments	\$0	\$0	\$0	\$0	\$0	\$0	\$226	\$350
411-000-000-533-20-49-00	Bank Fees	\$0	\$0	\$0	\$0	\$338	\$7,446	\$7,073	\$7,500
411-000-000-533-33-31-00	Office & Operating Supplies	\$6,072	\$6,938	\$8,327	\$10,734	\$9,732	\$3,276	\$4,184	\$5,000
411-000-000-533-33-31-01	Materials & Supplies	\$56,073	\$46,353	\$43,076	\$122,519	\$111,763	\$263,685	\$214,817	\$200,000
411-000-000-533-33-32-00	Fuel Consumption	\$11,578	\$13,063	\$13,538	\$11,019	\$9,392	\$6,816	\$10,730	\$11,000

411-000-000-533-33-33-00	Purchased Power	\$1,362,635	\$1,390,635	\$1,405,739	\$1,288,325	\$1,335,735	\$1,329,665	\$1,433,264	\$1,550,000
411-000-000-533-33-33-01	Renewable Energy Incentive	\$0	\$5,539	\$5,000	\$5,000	\$5,211	\$86	\$0	\$0
411-000-000-533-33-41-00	Professional Services	\$50,895	\$28,696	\$80,008	\$35,945	\$39,133	\$19,281	\$20,143	\$20,000
411-000-000-533-33-41-01	Security	\$0	\$0	\$0	\$0	\$12,416	\$9,312	\$14,185	\$13,230
411-000-000-533-33-42-00	Communication	\$3,696	\$3,133	\$5,547	\$3,489	\$8,033	\$6,959	\$12,341	\$13,000
411-000-000-533-33-43-00	Travel/Training Expense	\$2,046	\$4,752	\$9,400	\$0	\$9,680	\$7,151	\$9,650	\$10,000
411-000-000-533-33-44-00	Power Tax Com.	\$81,469	\$94,841	\$88,103	\$88,451	\$83,333	\$80,761	\$95,462	\$105,000
411-000-000-533-33-46-00	Insurance & Bonds	\$30,963	\$33,153	\$35,782	\$5,660	\$11,379	\$11,290	\$12,383	\$17,500
411-000-000-533-33-47-00	City Bldgs. Power	\$6,361	\$7,294	\$6,121	\$2,621	\$2,059	\$1,587	\$1,002	\$2,000
411-000-000-533-33-47-01	Cogen Power	\$21,708	\$18,970	\$20,519	\$22,184	\$24,588	\$28,820	\$18,494	\$20,000
411-000-000-533-33-47-03	Light -IN Lieu	\$136,676	\$122,058	\$165,699	\$137,963	\$136,830	\$137,979	\$139,700	\$153,650
411-000-000-533-33-48-00	Maintenance & Repairs	\$9,490	\$20,561	\$32,833	\$53,609	\$26,228	\$17,389	\$6,524	\$20,000
411-000-000-533-33-49-00	NW Public Power Dues	\$3,522	\$2,034	\$2,081	\$3,983	\$0	\$2,058	\$2,073	\$3,000
411-000-000-533-33-49-01	Miscellaneous Expenses	\$320	\$145	\$0	\$387	\$0	\$0	\$0	\$0
	411-000-000-533 Total	\$2,206,589	\$2,246,842	\$2,406,159	\$2,253,399	\$2,267,640	\$2,350,847	\$2,432,950	\$2,706,730
411-000-000-554-90-49-00	BPA Conservation	\$0	\$2,975	\$0	\$76,138	\$43,235	\$4,506	\$73,616	\$32,815
	411-000-000-554 Total	\$0	\$2,975	\$0	\$76,138	\$43,235	\$4,506	\$73,616	\$32,815
411-000-000-565-10-49-00	Energy Assistance	\$0	\$0	\$0	\$0	\$517	\$0	\$0	\$0
	411-000-000-565 Total	\$0	\$0	\$0	\$0	\$517	\$0	\$0	\$0
411-000-000-581-10-00-01	Interfund Loan	\$0	\$0	\$0	\$0	\$0	\$0	\$280,000	\$0
	411-000-000-581 Total	\$0	\$0	\$0	\$0	\$0	\$0	\$280,000	\$0
411-000-000-594-33-60-00	PW Vehicle Replacement	\$0	\$0	\$0	\$0	\$0	\$0	\$14,865	\$0
411-000-000-592-33-83-00	Edi Loan/Interest	\$649	\$31,926	\$0	\$0	\$0	\$0	\$0	\$0
411-000-000-593-33-70-00	Edi Loan/Principle	\$5,909	\$6,403	\$0	\$0	\$0	\$0	\$0	\$0
411-000-000-594-33-64-00	Capital Outlay	\$9,090	\$8,085	\$15,872	\$35,960	\$50,149	\$0	\$0	\$20,000
411-000-000-514-60-52-00	TIB Pass Through Grant Funds	\$3,121	\$0	\$0	\$0	\$0	\$0	\$0	\$0
411-000-000-597-33-02-00	CERB/Transfer to 413	\$16,778	\$16,778	\$76	\$0	\$0	\$0	\$0	\$0
	411-000-000-594 Total	\$35,547	\$63,191	\$15,948	\$35,960	\$50,149	\$0	\$14,865	\$20,000
	411 Fund Total	\$2,373,483	\$2,437,596	\$2,551,199	\$2,477,783	\$2,387,914	\$2,355,353	\$2,801,431	\$2,759,545
412-000-000-582-10-00-00	Light Deposit Refunds	\$0	\$0	\$0	\$0	\$11,502	\$15,626	\$19,118	\$12,000
	412-000-000-582 Total	\$0	\$0	\$0	\$0	\$11,502	\$15,626	\$19,118	\$12,000
	412 Fund Total	\$0	\$0	\$0	\$0	\$11,502	\$15,626	\$19,118	\$12,000
415-000-000-582-10-00-00	TV Deposit Refunds (Closed)	\$0	\$0	\$0	\$0	\$177	\$0	\$0	\$0
	415-000-000-582 Total	\$0	\$0	\$0	\$0	\$177	\$0	\$0	\$0
	415 Fund Total (Fund Closed)	\$0	\$0	\$0	\$0	\$177	\$0	\$0	\$0
	Grand Total	\$4,868,397	\$5,084,821	\$5,427,789	\$5,677,382	\$6,218,979	\$7,262,564	\$10,220,251	\$10,091,860