


Fee and Rate Schedule

*Council Approved Ordinance 1827 on November 24, 2025
Effective January 1, 2026*

A. Development and Land Use.

Fee Name/Description	Current Fee
Permit to Move Building	\$80.00
Shoreline Substantial Development Permit	\$500.00
Includes up to eight (8) hours of staff time; additional billed actual	
Shoreline Conditional Use Permit	\$650.00
Includes up to five (5) hours of staff time; additional billed actual	
Shoreline Variance Permit	\$800.00
Includes up to five (5) hours of staff time; additional billed actual	
Shoreline Exemption	\$100.00
Conditional Use Permit	\$500.00
Includes up to eight (8) hours of staff time; additional billed actual	
Variance - Zoning and/or Development Standards	\$500.00
Includes up to five (5) hours of staff time; additional billed actual	
Zoning Map Amendment	\$500.00
Includes up to eight (8) hours of staff time; additional billed actual	
Zoning Text Amendment	\$500.00
Includes up to eight (8) hours of staff time; additional billed actual	
Short Subdivision Filing and Inspection	\$ 500.00
Plus \$50 per lot	
Preliminary Long Subdivision	\$1,000.00
Plus \$50 per lot. Includes up to twelve (12) hours of staff time;	
additional billed actual	
Final Long Division	\$500.00
Plus \$25.00 per lot	
SEPA Environmental Checklist Review/Threshold Determination	\$350.00
Amendments to Application billed actual	
EIS Preparation & Review (if required)	\$750.00
Includes up to twelve (12) hours of staff time; additional billed actual	
Critical Areas Review	\$250.00
Includes up to three (3) hours of staff time; additional billed actual	
Critical Areas Variance	\$500.00
Includes up to five(5) hours of staff time; additional billed actual	



General Binding Site Plan	\$1,000.00
Includes up to eight (8) hours of staff time; additional billed actual	
Specific Binding Site Plan	\$500.00
Annexation Petition	\$1,500.00
Includes up to twelve (12) hours of staff time; additional billed actual	
Comprehensive Plan Amendment	\$1,000.00
Includes up to twelve (12) hours of staff time; additional billed actual	
Boundary Line Adjustment	\$150.00
Includes up to three (3) hours of staff time; additional billed actual	
Flood Area Development Permit	\$300.00
Flood Plain Development Variance	\$500.00
Includes up to five (5) hours of staff time; additional billed actual	
Home Occupancy Consistency Review	\$100.00
Other Land Use Application Fees:	
Short-Term Rental Use – Permitted Use	\$100.00
Short-Term Rental Use – Conditional Use	\$500.00
Appeal of Administrative Decision	\$250.00
Includes up to three (3) hours of staff time; additional billed actual	
Vacation of Street/Alley	\$500.00
\$500 minimum; maximum of 1/2 appraised value, plus other costs & fees as set forth in Ordinance	
Sewer Inspection	\$25.00
Publications/Notices/Outside Reviews associated with application	
Actual Costs Paid by Applicant	

B. Permits & Licensing


Fee Name/Description Current Fee

Dog License (annual) – Spayed or Neutered	\$15.00
Dog License (annual) – Non Spayed or Neutered	\$25.00
Business License Fee	\$40.00
Right-of-Way Permit	\$50.00

C. Cemetery

Fee Name/Description

Headstone setting	\$125.00
Plot purchase – One Interment	\$300.00
Permanent care (one-time fee)	\$75.00
Each Additional Interment	\$100.00




D. Miscellaneous

Fee Name/Description	Current Fee
Fingerprinting (per card) – Sumas Resident (sales tax included)	\$15.00
Fingerprinting (per card) – Non Residents (sales tax included)	\$25.00

E. Water Utility

Fee Name/Description	Current Fee
Residential Rate	
Tier 1 (First 600 CF)	\$14.00
Tier 2 (601 CF and above)	\$0.0130 per CF
Capital Facilities Fee	\$0.001 per CF
Commercial Rate	
Tier 1 (First 600 CF)	\$14.00
Tier 2 (601 CF to 5,000 CF)	\$0.0130 per CF
Tier 3 (5,001 CF and above)	\$0.0136 per CF
Capital Facilities Fee	\$0.001 per CF
Water Associations & PSE Process	
Tier 1 (First 500,000 CF)	\$0.0063 per CF
Tier 2 (500,001 CF and above)	\$0.0070 per CF
Capital Facilities Fee	\$0.001 per CF
Hydrant/ Bulk Water Sales	
Base Fee	\$21.00
Volume Surcharge	\$0.0141 per CF
Hookup Fee	
¾" (per unit served by its own meter)	\$4,200.00
1" and larger (per unit served by its own meter)	\$4,500.00
Additional units served by the same meter	\$2,100.00
Other Water Fees	




Reconnect Fee (during office hours)	\$36.00
Reconnect Fee (after hours)	\$217.00
Meter Read (outside of bill cycle)	\$18.00

F. Sewer Utility

Fee Name/Description	Current Fee
Residential Rate (subject to summer sewer averages)	
Base Fee	\$12.70
Tier 1 (First 1060 CF)	\$0.0656 per CF
Tier 2 (1061 CF and above)	\$0.0689 per CF
Capital Facilities Fee	\$0.003 per CF
Commercial	
Base Fee	\$12.70
Tier 1 (First 1060 CF)	\$0.0656 per CF
Tier 2 (1061 CF and above)	\$0.0689 per CF
Capital Facilities Fee	\$0.003 per CF
Large Industrial (Contracted User)	
Base Fee	\$12.70
80,000 gallons per day	\$0.0485 per CF
80,001 gallons and above (per day)	\$0.0689 per CF
Capital Facilities Fee	\$0.003 per CF
Hookup Fees	
Residential - First Unit	\$6,500.00
Residential - Additional Units	\$3,500.00
Commercial & Industrial (per ERU)	\$6,500.00

G. Stormwater Utility

Fee Name/Description	Current Fee
Residential Rate	
Single Family Unit	\$3.31
Multi-Family Unit	\$7.72
Commercial Rate	\$7.72
Industrial Rate	\$27.56
Hookup Fees	




Parcels that have an existing stormwater line that is adequately constructed to the property line adjacent to the city's storm sewer main line, as determined by the administrator of the utility.	\$555.00
All other parcels	\$750.00 or actual (whichever is greater)

H. Electric Utility

Fee Name/Description

Current Fee

Residential Rate	
Base Fee	\$6.50
Tier 1	\$0.0890 per KWH
Capital Facilities Fee	\$0.001 per KWH
Public Authority & Small Commercial	
Base Fee	\$7.00
Tier 1 (First 5,000 KWH)	\$0.0890 per KWH
Tier 2 (5,001 KWH to 10,000 KWH)	\$0.0935 per KWH
Tier 3 (10,001 KWH and above)	\$0.0982 per KWH
Capital Facilities Fee	\$0.001 per KWH
Large Commercial & Industrial	
Demand #1	
Base Fee	\$265.00
Demand Charges (per KW)	\$6.15 per KW
Demand #2	
Tier 1 (First 435,000 KWH)	\$0.0671 per KWH
Tier 2 (435,001 KWH to 870,000 KWH)	\$0.0704 per KWH
Tier 3 (870,001 KWH and above)	\$0.0740 per KWH
Capital Facilities Fee	\$0.001 per KWH
Other Electric Fees	
Residential – Temporary Service Connection	\$200
Commercial/ Industrial – Temporary Service Connection	\$200 or actual cost



	(whichever is greater)
Reconnect Fee (during office hours)	\$44.00
Reconnect Fee (after hours)	\$265.00
Reconnect Fee (400 amp or larger)	\$265.00
Meter Read (outside of billing cycle)	\$22.00